



Kitchen & Bath



Outdoor Living



Building Products

wolfhomeproducts.com

All photos are representative of product. Please review an actual product sample with your dealer before making your final selection.

© 2019 Wolf Home Products. All Rights Reserved.



WSC_FLB_V2_0119_HFA



KITCHENS MADE FOR
EVERYDAY LIFE



WOLF HOME PRODUCTS*

CABINETS

WOLF SIGNATURE™

WOLF SIGNATURE™
WITH SMARTSHIELD™ TECHNOLOGY



SOMETIMES LIFE IS A **HOT MESS.**

Let's be real. Life happens. When you use a kitchen, day in and day out, bad things can happen to good cabinets. But with Wolf Signature with SmartShield Technology, easy cleanups are covered. Wolf Signature cabinets with SmartShield Technology are protected with an ultra-durable finish that looks like paint but is way easier to care for. Now you can make a mess, wipe it clean and get on with life.

See the full offering at wolfhomeproducts.com.



LIVINGSTON Fossil SmartShield

LIVINGSTON Arctic SmartShield
on cover

DRIP IT SPILL IT SPLASH IT TIP IT SPLATTER IT DROP IT SLOP IT

NO MESS IS TOO BIG (OR SMALL)
FOR **SMARTSHIELD™ TECHNOLOGY**

Wolf Signature features SmartShield Technology. A durable laminate is continuously wrapped around the cabinet doors for 360 degrees of beautiful protection against whatever everyday life throws its way.

Stands up to heat
and moisture

Handles scuffs and bumps,
and won't peel or delaminate

Allows spills to easily wipe away
with a damp cloth or sponge

Resists most any stain



LIVINGSTON

Contemporary style with a touch of charm.

 **SMARTSHIELD™ TECHNOLOGY** - 360° OF SEAMLESS BEAUTY AND PROTECTION.

 **QUICK SHIP** FOR DELIVERY IN DAYS, NOT WEEKS.




Arctic SmartShield



Lunar SmartShield



Fossil SmartShield



Ivory SmartShield

ELLSTON

Crisp lines and a partial overlay create a classic look.

SMARTSHIELD™ TECHNOLOGY
360° OF SEAMLESS BEAUTY AND PROTECTION.



Arctic SmartShield



Lunar SmartShield




ELLIOT

Time-honored design versatile enough to always stay in style.


SMARTSHIELD™ TECHNOLOGY - 360° OF SEAMLESS BEAUTY AND PROTECTION.
QS QUICK SHIP FOR DELIVERY IN DAYS, NOT WEEKS.



Fossil SmartShield
(not available for Quick Ship)



Arctic SmartShield
(5-piece drawer front option not available for Quick Ship)



Lunar SmartShield
(5-piece drawer front option not available for Quick Ship)

CARVER

Sturdy lines meet fine details to create a look everyone will admire.

SMARTSHIELD™ TECHNOLOGY - 360° OF SEAMLESS BEAUTY AND PROTECTION.



Lunar SmartShield



Fossil SmartShield




Arctic SmartShield

EMERY

Modern style with a flare for the dramatic.

SMARTSHIELD TECHNOLOGY
360° OF SEAMLESS BEAUTY AND PROTECTION.



Ivory SmartShield



OPTIONAL STORAGE

The freedom to be messy and the opportunity to easily clean it all up doesn't stop with SmartShield™ Technology. Give every plate, cup and awkwardly shaped tray a home and keep your entire kitchen tidy between meals.

See all the options at wolfhomeproducts.com.

DECORATIVE ACCESSORIES

From subtle enhancements to personal touches loaded with character, Wolf Signature has all the details to make your kitchen a perfect reflection of you.

See all the options at wolfhomeproducts.com.



Wall Message Center



Square Corner Lazy Susan Cabinet



Island Storage



Pots and Pans Pull-out



Decorative Mission Leg



Tall Crown Moulding



Decorative Cubes



Tulip Foot



LIVINGSTON Arctic SmartShield
Dovetail Joinery

CONSTRUCTION

CABINET CONSTRUCTION

ALL PLYWOOD*

6-way adjustable hinge with soft-close

3/8" thick plywood back and sides

3/4" solid wood face frames

Wall Cabinets - 1/2" thick plywood top and bottom
3/4" thick adjustable plywood shelves

Base Cabinets - 3/8" thick plywood bottom
3/4" thick adjustable plywood shelves

Durable laminate interior with a natural maple wood grain

*All plywood components meet ANSI/HPVA HP-1 standards and may contain MDF or particleboard

DRAWER CONSTRUCTION

SOLID WOOD

3/4" thick all-wood drawer box

1/4" thick fully captured plywood bottom

Concealed, undermount full-extension guides with soft-close

Dovetail joinery

SMARTSHIELD™ FINISH


360° DURABLE SEAMLESS WRAP

Stands up to heat and moisture

Handles scuffs and bumps, and won't peel or delaminate

Allows spills to easily wipe away with a damp cloth or sponge

Resists most any stain





LET YOU SHINE THROUGH

Wolf Signature cabinets can help you design a kitchen that is distinctively you. Maple and birch door styles let you choose among paints, stains and glazes to get just the right finish and look that you want. Light and fresh. Sleek and dynamic. Warm and welcoming. Everything is possible with the right combination of door styles and colors.

See the full offering at wolfhomeproducts.com.

DOOR STYLES

Look at kitchen photos for ideas at wolfhomeproducts.com.

Door Style	Material	Pure White Paint	Dove Paint	Lunar Paint	Natural Stain	Toffee Stain	Suede Stain	Barley Stain	Garnet Stain	Ginger Stain	Truffle Stain	Shadow Stain	Molasses Stain	Caraway Glaze	Cinnamon Glaze
PATTERSON	Maple														
MELROSE*	Maple														
PARKLAND	Maple														
LORAIN	Maple														
TAYLOR	Maple														
WALKER	Maple														
WINSLOW*	Maple* Birch (not available in painted finishes or Natural Stain)														
ALCOTT*	Maple														
DARROW*	Birch (not available in Natural Stain)														
PLYMOUTH	Maple														
ROCKFORD	Maple														
FREMONT*	Birch														

OPTIONAL STORAGE

Make the inside of your cabinets look as good as the outside. Give every plate, cup and awkwardly shaped tray a home and keep your entire kitchen tidy between meals.

See all the options at wolfhomeproducts.com.

DECORATIVE ACCESSORIES

From subtle enhancements to personal touches loaded with character, Wolf Signature has all the details to make your kitchen a perfect reflection of you.

See all the options at wolfhomeproducts.com.



Wall Spice Rack



Base Supercabinet



Crown Moulding



Base Shoe Moulding



Tip-out Trays



Easy Reach Wall Cabinet



Decorative Art Corbels



Decorative Column Leg



Dovetail Joinery



All Plywood Construction

CONSTRUCTION

CABINET CONSTRUCTION

ALL PLYWOOD*

6-way adjustable hinge with soft-close

3/8" thick plywood back and sides

3/4" solid wood face frames

Wall Cabinets - **1/2"** thick plywood top and bottom
3/4" thick adjustable plywood shelves

Base Cabinets - **3/8"** thick plywood bottom
3/4" thick adjustable plywood shelves

Durable laminate interior with a natural maple wood grain

DRAWER CONSTRUCTION

SOLID WOOD

3/4" thick all-wood drawer box

1/4" thick fully captured plywood bottom

Concealed, undermount full-extension guides with soft-close

Dovetail joinery

FINISH

Available in a popular assortment of paints, stains and glazes

*All plywood components meet ANSI/HPVA HP-1 standards and may contain MDF or particleboard