

SECTION M - TABLE OF CONTENTS

Section M Contents:

Festool Conturo..... 2 - 3
 Veneer Sheets..... 4
 PVC & Real Wood
 Edgebanding..... 5 - 8
 Edgebanding Tools..... 9 - 10
 Tee Moldings..... 11
 Bumper Moldings & U-Channels..... 12

CONTURO KA 65 Edge Bander



The Perfect Edge

With the new CONTURO Edge Bander, it's just as easy to apply edge banding on the job site as it is in the shop. Even if you have a large stationary edge banding machine, the CONTURO can complement your edge banding process by giving you a way to work with radii, circular pieces, bevels and small pieces.

The CONTURO's offers exceptional ergonomic design, including dual speeds, and a unique patented hot melt glue adhesive system. There's no risk of burns because the glue system is thermally isolated.

Ditch the iron or hot air gun and gain the benefits of a dedicated edge banding machine without the cost associated with stationary equipment.

- Inexpensive compared to alternatives like stationary edge banding machines
- Capable of edge banding curves, circles, convex and concave radii and inside corners
- Electronically controlled precision glue distribution system for maximum adhesion
- Compact, portable, ergonomic design for easy use and flexibility
- Optional table mounting for working with small work pieces

When used in combination with the MFK 700 Edge Trimming Router, MFT/3 CONTURO Edge Banding Station and other system components of the Festool edge banding solution you can provide your clients with exceptional results.



A
B
C
D
E
F
G
H
I
J
K
L
M
N
O
P
Q
R
S
T
U
V
W
X
Y

A
B
C
D
E
F
G
H
I
J
K
L
M
N
O
P
Q
R
S
T
U
V
W
X
Y

FESTOOL CONTURO



FJ574616
Edge Bander/Edge Trimming Set

Like what you see?
Learn more!

FESTOOL



Festool Conturo Edge Banding System

- With the new CONTURO Edge Bander, it's just as easy to apply edge banding on the job site as it is in the shop. Even if you have a large stationary edge banding machine, the CONTURO can complement your edge banding process by giving you a way to work with radii, circular pieces, bevels and small pieces.
- The CONTURO offers exceptional ergonomic design, including dual speeds, and a unique hot melt glue adhesive system. There's no risk of burns because the glue system is thermally isolated.
- The CONTURO Edge Bander takes approximately 8-10 minutes to be ready to go from a cold start. That means you spend more time applying edge banding and less time waiting. Quick, simple processes for changing edge banding or adhesive make the CONTURO a highly productive machine.
- With the optional CONTURO MFT/3 Table (sold separately), you can convert the CONTURO into an edge banding station. Perfect for working on small pieces that would otherwise be hard to navigate with the CONTURO in its handheld configuration. The station is also well-suited for working with beveled edges.
- The CONTURO can be installed into the table in a few seconds, then removed again for a quick transition between handheld and stationary use.
- Ditch the iron or hot air gun to and gain the benefits of a dedicated edge banding machine without the cost associated with stationary equipment.

Item #	Description
FJ574609	Edge Bander complete with Support Handle / Guide Table and 4X Natural EVA Adhesive in a Systerainer SYS 4 T-LOC
FJ500177	Edge Trimming Set includes Edge Banding Reel, Additional Roller, Edge Banding Trimmer, Scraper, StickFix Base Kit with 3x Felt Pad, 5x Polishing Felt, 20x Abrasive Sheets StickFix Brilliant 2 80 x 133 P320, Hand-Sanding Block 80 x 133 mm, 5x StickFix Sanding Cloth S 800 in a Systerainer SYS 4 T-LOC
FJ574616	Edge Bander / Edge Trimming Set bundle. Includes all items listed In FJ574609 and FJ500177
FJ200059	Brown Adhesive, 374° F (190° C) Heat Setting, 48/box
FJ200060	Black Adhesive, 374° F (190° C) Heat Setting, 48/box
FJ499812	Natural Adhesive, 374° F (190° C) Heat Setting, 48/box
FJ499813	White Adhesive, 392° F (200° C) Heat Setting, 48/box

FESTOOL CONTURO

Festool Conturo Edgbanding System Accessories



MFK 700 EQ/B Precision Trim Router

- The perfect edge demands professional finish results and the MFK 700 EQ/B helps deliver those results through precision depth control and smooth running operation. Form edges on nearly any type of material thanks to the variable speed control which helps to prevent melting and burning of sensitive material like PVC and exotic woods.
- The router base is extremely wide for improved stability in edge forming applications, working near an edge, or working on narrow stock. The MFK 700 Trim Router features depth of cut micro-adjustment with increments of 1/256th of an inch with each tick on the knob. Precision micro-adjustment means that you can dial in the perfect height for the router bit, which reduces rework and finishing.
- Achieve remarkably smooth and flush edges on your workpiece in record time. Making adjustments to the MFK 700 Trim Router is quick and easy with its tool-free design. Quick router bit changes can be done with the spindle lock, which means you only need a single wrench.

Get precision & flexibility in this trim router!

Item #	Description
FJ574456	Precision Trim Router
FJ499811	1mm Radius Router Bit, 28mm dia; 3mm cut length
FJ499810	1.5mm Radius Router Bit, 28mm dia; 3mm cut length
FJ499809	2mm Radius Router Bit, 28mm dia; 3mm cut length
FJ499808	3mm Radius Router Bit, 28mm dia; 3mm cut length
FJ500368	Plane Router Bit, 28mm dia; 7mm cutting length



Benefits of a MFT/3 Table? See them here!

MFT/3 Stationary Table

- Do you edge band a lot of small pieces or bevels?
- Combine the CONTURO Edge Bander with the Festool MFT/3 Work Table to process small work pieces and to edge band bevels. The CONTURO can be quickly inserted and removed from the work table without any tools. The mounting bracket has preset detents for common angles
- Applying edge banding to beveled pieces is a breeze with the CONTURO MFT/3 Table
- FJ500869 set includes Table, Table Insert, Adapter Plate, Guide Plates (15x), and Cross Members. Perfect for small pieces that would otherwise be difficult to work on with the handheld CONTURO alone
- For those who already have the MFT/3 table, accessories listed below can be purchased to make your MFT/3 compatible with the CONTURO

Item #	Description
FJ500869	MFT/3 CONTURO Table Set (includes table and all accessories listed below)
FJ500366	Table Insert
FJ500175	Adapter Plate
FJ500367	Guide Plates (15x)

A
B
C
D
E
F
G
H
I
J
K
L
M
N
O
P
Q
R
S
T
U
V
W
X
Y

A
B
C
D
E
F
G
H
I
J
K
L
M
N
O
P
Q
R
S
T
U
V
W
X
Y

VENEER SHEETS



Real Wood, 10 Mil Paper/PSA/2-Ply Backed



- Edgemate real wood sheet veneers are made of hand sorted premium "A" grade veneers
- Flat cut
- Three veneer backing options are available:
 1. 10 mil Kraft paper backing; flexible and easy to work with the veneer can be adhered to substrate with contact adhesive, hot press and cold press glues
 2. PSA backing: made by 3M (peel and stick)
 3. 2-Ply backing: back is cross banded (to eliminate expansion) of Grade A veneers and eliminates black lines, telegraphing and checking

Species	2' x 8' Item#	4' x 8' Item #	4' x 10' Item #
10 MIL Paper Backing Veneer Sheets			
White Birch	WT656WHBIRCH-2X8	WT656WHBIRCH-4X8	-
Cherry	WT656CHERRY-2X8	WT656CHERRY-4X8	-
White Oak	WT656WHOAK-2X8	WT656WHOAK-4X8	-
Red Oak	WT656REDOAK-2X8	WT656REDOAK-4X8	WT656REDOAK-4X10
Maple	WT656MAPLE-2X8	WT656MAPLE-4X8	WT656MAPLE-4X10
Walnut	WT656WALNUT-2X8	WT656WALNUT-4X8	-
Royal Mahogany	WT656RMAHOG-2X8	WT656RMAHOG-4X8	-
African Mahogany	-	WT656AFMAHOG-4X8	-
Hickory	-	WT656HICKORY-4X8	-
PSA Veneer Sheets			
Cherry	WTPSA656CHERRY-2X8	WTPSA656CHERRY-4X8	-
Maple	WTPSA656MAPLE-2X8	WTPSA656MAPLE-4X8	-
Red Oak	WTPSA656REDOAK-2X8	WTPSA656REDOAK-4X8	WTPSA656RDOAK-4X10
Walnut	WTPSA656WALNUT-2X8	-	-
White Birch	WTPSA656WHBRCH-2X8	WTPSA656WHBRCH-4X8	-
White Oak	WTPSA656WHOAK-2X8	-	-
2-Ply Backing			
African Mahogany	-	WTW656AFMAH-4X8	-
Cherry	-	WTW656CHERRY-4X8	-
Maple	-	WTW656MAPLE-4X8	-
Red Oak	-	WTW656RDOAK-4X8	-
Walnut	-	WTW656WALNUT-4X8	-
White Birch	-	WTW656WHTBIRCH-4X8	-

PVC EDGEBANDING



Dollken-Woodtape PVC Edgebanding

Scan here for our Cross Reference Guide →



Item #	Color
15/16" W x .018" Thick - 600' per Roll	
WT9375-18-2001	White
WT9375-18-2002	International White
WT9375-18-2008	Designer White
WT9375-18-2022	Ultra White
WT9375-18-2027	Brite White
WT9375-18-2114	Almond
WT9375-18-2115	Antique White
WT9375-18-2416	Black
WT9375-18-2425	Fog Grey
WT9375-18-2431	Slate Grey
WT9375-18-2454	Folkstone
WT9375-18-3728	Riviera Maple
WT9375-18-4125	Hardrock Maple
WT9375-18-4763	Chocolate Peartree
WT9375-18-4821	Rustik Cherry
WT9375-18-4901	Hardrock Maple
WT9375-18-5120	Summerflame
WT9375-18-6255	Brushed Aluminum
WT9375-18-7962	Ivory
WT9375-18-9225	Moonlight
Preglued 15/16" W x .018" Thick - 600' per Roll	
WT9375-18G-2001	White
WT9375-18G-2002	International White
WT9375-18G-2416	Black
WT9375-18G-4901	Hardrock Maple
15/16" W x .020" Thick - 600' per Roll	
WT9375-20-30222UM	Sunset Cruise
WT9375-20-30223UM	Weekend Getaway
WT9375-20-30224UM	Winter Fun
WT9375-20-30230UM	After-Hours
WT9375-20-30231UM	Stargazer
WT9375-20-3814U	White Chocolate
WT9375-20-8160AA	Latitude North
WT9375-20-8663AA	Southwestern
WT9375-20-8665AA	Breakwater
WT9375-20-8666AA	River Rock

Item #	Color
15/16" W x 1mm Thick - 300' per Roll	
WT9375-40-2001	White
WT9375-40-2002	International White
WT9375-40-2115	Antique White
WT9375-40-2416	Black
WT9375-40-2425	Fog Grey
WT9375-40-2454	Folkstone
WT9375-40-30222UM	Sunset Cruise
WT9375-40-30223UM	Weekend Getaway
WT9375-40-30224UM	Winter Fun
WT9375-40-30225UM	Sunday Brunch
WT9375-40-30227UM	Casting First Light
WT9375-40-30230UM	After-Hours
WT9375-40-30231UM	Stargazer
WT9375-40-30235UM	Apres-Ski
WT9375-40-3814U	White Chocolate
WT9375-40-4763	Chocolate Peartree
WT9375-40-5120	Summerflame
WT9375-40-7925	Designer White
WT9375-40-8143Z	Spring Blossom
WT9375-40-8160Z	Latitude North
15/16" W x 3mm Thick - 328' per Roll	
WT9375-118-2001	White
WT9375-118-2002	International White
WT9375-118-2115	Antique White
WT9375-118-2416	Black
WT9375-118-2454	Folkstone
WT9375-118-4763	Chocolate Peartree
WT9375-118-5120	Summerflame
WT9375-118-6255	Brushed Aluminum
5/8" W x .018" Thick - 600' per Roll	
WT6250-18-2001	White
WT6250-18-2002	International White
7/8" W x .018" Thick - 600' per Roll	
WT8750-18-2001	White
WT8750-18-2002	International White
WT8750-18-2416	Black

A
B
C
D
E
F
G
H
I
J
K
L
M
N
O
P
Q
R
S
T
U
V
W
X
Y

A PVC/REAL WOOD EDGEBANDING



PVC & Wood Edgebanding, Peel & Stick



- Made from high quality PVC and real wood veneers, easy to use
- Good for field repairs, inside and outside radii, scribe tape and many other applications
- High performance pressure sensitive acrylic adhesive on backing increases in strength as it cures

See how simple Peel & Stick Edgebanding can be!



Color / Species	50' Roll Item #	250' Roll Item #	600' Roll Item #
Solid Color PVC, 1/2" Wide			
Black	-	FASP250BL-1/2	-
White	-	FASP250WH-1/2	-
Solid Color PVC, 3/4" Wide			
Black	FASP50BL-3/4	-	-
White	FASP50WH-3/4	-	-
Solid Color PVC, 15/16" Wide			
Almond	FASP50AL	FASP250AL	-
Antique White	FASP50AW	FASP250AW	-
Black	FASP50BL	FASP250BL	-
Light Gray	FASP50LG	FASP250LG	-
White	FASP50WH	FASP250WH	FASP600WH
Prefinished Real Wood, 15/16" Wide			
Cherry	FAPW50CH	-	-
Maple	FAPW50MP	FAPW250MP	-
Red Oak	FAPW50RO	-	-
Walnut	-	FAPW250WA	-
Unfinished Real Wood, 15/16" Wide			
Alder	FASW50AD	-	-
Cherry	FASW50CH	FASW250CH	-
Maple	FASW50MP	FASW250MP	-
Red Oak	FASW50RO	FASW250RO	-
White Birch	FASW50WB	-	-
Woodgrain PVC, 3/4" Wide			
American Maple	-	FAWP250AM-3/4	-
Hardrock Maple	-	FAWP250HM-3/4	-
Woodgrain PVC, 15/16" Wide			
Hardrock Maple	FAWP50HM	FAWP250HM	FAWP600HM
Light Oak	FAWP50LO	-	-
Manitoba Maple	FAWP50MM	FAWP250MM	-
Natural Cherry	-	FAWP250NC	-
Natural Oak	FAWP50NO	-	-

REAL WOOD EDGEBOARDING



Natural Grade A Real Wood Edgebanding



- Pre-finished backed and sanded Shurwood® CVR
- UV Satin clear coat, factory applied finish
- No factory pre-applied adhesive
- 500 linear feet rolls, 5 rolls per box except 1.5mm Maple which is 328 linear feet rolls, 4 rolls per box

Item#	Species	Thickness	Width
WT680CHERRY-7/8PF	Cherry	.022"	7/8"
WT680CHERRY-1-1/4P	Cherry	.022"	1-1/4"
WT680MAPLE-5/8PF	Maple	.022"	5/8"
WT680MAPLE-7/8-1.5	Maple	1.5mm	7/8"
WT680MAPLE-7/8PF	Maple	.022"	7/8"
WT680MAPLE-15/16PF	Maple	.022"	15/16"
WT680REDOAK-7/8PF	Red Oak	.022"	7/8"
WT680WHBIRCH-7/8PF	White Birch	.022"	7/8"



To Order:

Add selected size from table below to complete the Item # when placing order.

Real Wood Fleece Back Sanded Wood Edgebanding



- Natural Grade A Real Wood Veneer
- Expertly matched and sanded (180 grit) veneer, undetectable finger jointed and laminated to a continuous fleece membrane
- Veneer is .020" to .022" thick
- 500 linear feet per roll

Species	Item #	7/8" W	15/16" W
African Mahogany	WTN680AFMAHOG	-7/8	-
Alder	WTN680ALDER	-7/8	-15/16
Anigre	WTN680ANIGRE	-7/8	-15/16
Ash	WTN680ASH	-7/8	-15/16
Bamboo	WTN680BAMBOO	-7/8	-
Beech	WTN680BEECH	-7/8	-
Birch	WTN680BIRCH	-7/8	-15/16
Cherry	WTN680CHERRY	-7/8	-15/16
Fir	WTN680FIR	-7/8	-
Hickory	WTN680HICKOR	-7/8	-
Honduran Mahogany	WTN680HMAHOG	-7/8	-
Lyptus	WTN680LYPTUS	-7/8	-
Mahogany	WTN680MAHOG	-	-15/16

Species	Item #	7/8" W	15/16" W
Maple	WTN680MAPLE	-7/8	-15/16
Pine	WTN680PINE	-7/8	-
Red Birch	WTN680REDBRCH	-7/8	-
Red Oak	WTN680REDOAK	-7/8	-15/16
Teak	WTN680TEAK	-7/8	-
Walnut	WTN680WALNUT	-7/8	-
White Birch	WTN680WHBIRCH	-7/8	-15/16
White Oak	WTN680WHOAK	-7/8	-
Exotic Wood Species			
African Rosewood	WTN680AFROSEWD	-7/8	
Figured Sycamore	WTN690FGSYCAMOR	7/8	
Figured Jatoba	WTN690JATOBA	-7/8	
Wenge	WTN690WENGE	-7/8	

A
B
C
D
E
F
G
H
I
J
K
L
M
N
O
P
Q
R
S
T
U
V
W
X
Y

A

REAL WOOD EDGEBOARDING, PRE-GLUED / SANDED

B

C

D

E

F

G

H

I

J

K

L

M

N

O

P

Q

R

S

T

U

V

W

X

Y



Pre-Glued Wood Edgebanding

- Pre-glued and pre-sanded for undetectable joints
- Only "A" quality veneer used
- Expertly matched and sanded (180 grit) veneer, undetectable finger jointed and laminated to a continuous fleece membrane
- Coated with hot melt adhesive, sanding and backing allow easier finishing and handling



Note: Add selected size from table below to complete the Item # to order.

Species	Item #	7/8" W 250' Rolls	13/16" W 250' Rolls
Mahogany	WT676MAHOG	-	-13/16
Alder	WT676ALDER	-	-13/16
Anigre	WT676ANIGRE	-	-13/16
Ash	WT676ASH	-	-13/16
Bamboo	WT676BAMBOO	-	-13/16
Birch	WT676BIRCH	-7/8	-13/16
Cherry	WT676CHERRY	-7/8	-
Fir	WT676FIR	-	-13/16
Hickory	WT676HICKORY	-7/8	-13/16
lyptus	WT676LYPTUS	-	-13/16
Maple	WT676MAPLE	-7/8	-13/16
Pine	WT676PINE	-7/8	-13/16
Red Oak	WT676REDOAK	-7/8	-13/16
Sapele	WT676SAPELE	-	-13/16
Walnut	WT676WALNUT	-7/8	-13/16
White Birch	WT676WHBIRCH	-7/8	-
White Oak	WT676WHOAK	-7/8	-13/16



Pre-Glued & Pre-Finished Grade A Real Wood Veneer Edgebanding

- UV Satin clear coat, factory applied finish
- Gloss level 20-30 (matte)
- Pre-applied hot melt adhesive
- 250 linear feet per roll



Item#	Species	Width
WT675CHERRY-13/16	Cherry	13/16"
WT675MAPLE-13/16	Maple	13/16"
WT675WHBIRCH-13/16	White Birch	13/16"
WT675AFMAHOG-13/16	African Mahogany	13/16"
WT675MAPLE-7/8	Maple	7/8"
WT675WHBIRCH-7/8	White Birch	7/8"

REAL WOOD EDGEBOARDING, EDGEBOARDING TOOLS



**Edgebanding Real Wood,
7/8" W x 3mm Thick Fleece Back, Sanded**



- Natural Grade A Real Wood Veneer
- Finger jointed and laminated to a continuous fleece membrane
- No factory pre-applied adhesive
- 180 grit finish sanded
- 328 linear feet per roll

Item#	Species
WT31ALDER-7/8	Alder
WT31CHERRY-7/8	Cherry
WT31MAPLE-7/8	Maple
WT31REDOAK-7/8	Redoak
WT31WALNUT-7/8	Walnut
WT31WHBRCH-7/8	White Birch
WT31WHOAK-7/8	White Oak

A
B
C
D
E
F
G
H
I
J
K
L
M
N
O
P
Q
R
S
T
U
V
W
X
Y



Pneumatic Edgebanding Quad Trimmer



- No springs to lose when taking tool apart to trim one side of material
- Available tungsten carbide blades last 10 times longer than steel blades
- Trims both directions, both sides, top and bottom at once

Item#	Description	Blade Type
FAQTRIM	Standard Trimmer	Carbon Steel
FAQBLADE	Replacement Blade	Carbon Steel
FAQPROTRIM	"Pro" Trimmer	Tungsten Carbide
FAQPROBLADE	Replacement Blade	Tungsten Carbide

**Learn how
to trim
edgebanding
quick & easy!**




Hand Held Edgebanding Trimmers



- Cuts edge banding up to 1mm thick
- Not for cutting laminates or 3mm tapes

Item#	Description
VXRC21E	Edgetrimmer
VXRC21B	Replacement Blades

A EDGEBANDING TOOLS



Double-Sided Edgebanding Trimmer



- Shop tool for bevel trimming all types of thin laminates, thin veneers and edgebanding
- Bevel trims both top/bottom of material ranging from 1/2" to 1" thick

Item#	Description
AA3400	Double-Sided Trimmer
AA3402	Replacement Knives

B
C
D
E
F
G
H
I
J
K
L
M
N
O
P
Q
R
S
T
U
V
W
X
Y



Double-Sided Edgebanding Trimmer

PRACTICAL PRODUCTS

- Simultaneously trims both edges of most soft edgebanding materials
- Duplicate blades on both sides will flush or bevel trim panels from 1/2" - 1 1/2" thick
- One side can be used alone as a single-sided trimmer

Item#	Description
PCET100	Trimmer
PCET100RP	Repl. Blades 6 per pack



Edgebanding Iron



- Nonstick soleplate coating and a plastic handle that remains cool during use
- Die cast aluminum soleplate heats up to 442°F and assures even heat distribution
- A stand is supplied for storage while hot iron is idle
- Operates on 120V
- Soleplate measures 1-3/4" wide x 4-1/2" long, handle is 5-3/4" long, cord length is 5-1/2' and overall length of iron is 11-1/2"

Item#
PCHAN101

SpeedRoller

- Ergonomically designed with laminate rollers that can be used in any PSA application
- Non-marring rubber wheels or maximum PSI steel wheels



FASPEEDROLLERQUAD



FASPEEDROLLERPRO



Item#	Wheel/Roller Type
FASPEEDROLLERQUAD	Maximum PSI Steel, Non-Interchangeable
FASPEEDROLLERPRO	1 set Maximum PSI Steel and 1 set Non-Marring Rubber, Interchangeable

TEE MOLDINGS



Flexene Tee Moldings

- Non-toxic polyethylene is used to manufacture these “Flexene” moldings
- Fits any contour whether outside or inside curves and radii
- Product is consistently precise in dimensions, workability and color
- Design insures the installation will fit firmly and hug edges permanently



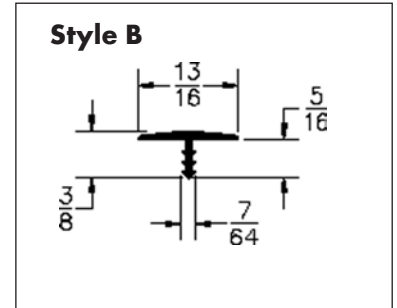
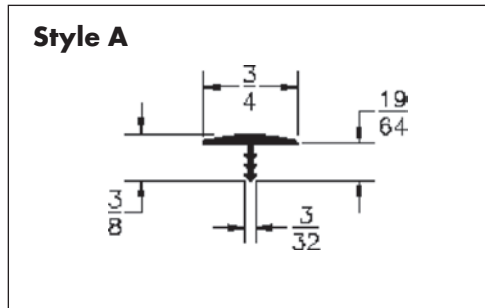
Note: Other colors available with minimum order 5,000' per color

Contact Customer Service for more information

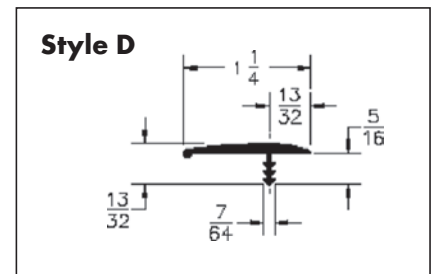
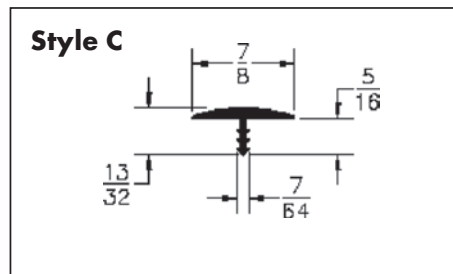
Packing: 250 linear feet rolls, 4 rolls per box

Sold In: Full rolls only, both broken and full box quantities

Item#	Description
Recommended Cutters	
AA53202	3 Wing Slotting Cutter, 3/32" leg
AA53204	3 Wing Slotting Cutter, 7/64" leg



Color	Style A - 3/4" W Item #	Style B - 13/16" W Item #
Beige	PWP500-3/4-288	PWP500-13/16-288
Black	PWP500-3/4-260	PWP500-13/16-260
Brown	PWP500-3/4-315	-
Dove Gray	PWP500-3/4-125	PWP500-13/16-125
White	PWP500-3/4-601	PWP500-13/16-601
American Nat. Maple	PWP500-3/4-817P	PWP500-13/16-817P

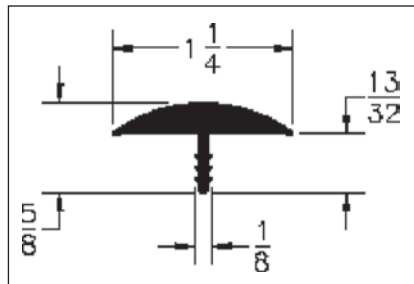


Color	Style C - 7/8" W Item #	Style D - 1-1/4" W Item #
Beige	-	PWP520-1-1/4-288
Black	PWP500-7/8-260	PWP520-1-1/4-260
Brown	-	PWP520-1-1/4-315
White	PWP500-7/8-601	PWP520-1-1/4-601
Tan	-	PWP520-1-1/4-709

A
B
C
D
E
F
G
H
I
J
K
L
M
N
O
P
Q
R
S
T
U
V
W
X
Y

A BUMPER MOLDINGS & U-CHANNELS

B
C
D
E
F
G
H
I
J
K
L
M
N
O
P
Q
R
S
T
U
V
W
X
Y



Bumper Moldings

- Specially formulated flexible PVC, 1-1/4" W
- "Rubbery" plastic will not become brittle and has a self-healing effect when subject to abuse
- Designed to seat firmly and hug the edge permanently
- When a radius or curve is too small, simply notch the barbed section to maintain a firm fit



Item#	Color
PWP575-1-1/4-260	Black
PWP575-1-1/4-315	Brown
PWP575-1-1/4-601	White

Item#	Description
Recommended Cutters	
AA53204	3 Wing Slotting Cutter, 7/64" leg
AA47600	Arbor, 1/4" Shank



U-Channels

- Designed to finish single edges of shelves and boards
- Manufactured from a variety of resins
- Impact resistant



Item#	Color	Size
PWP400-1/2-307	Creamy White	1/2"
PWP400-3/4-307	Creamy White	3/4"
PWP400-3/4-260	Black	3/4"