

SECTION J - TABLE OF CONTENTS

Section J Contents:

PRO LED Tape Lights.....2 - 9
 PRO LED Stick Lights.....10 - 11
 PRO LED Puck Lights.....12 - 13
 PRO Power Supplies, PRO Switches
 & Accessories.....14 - 16
 Tresco LED Puck Lights.....17 - 21
 Tresco LED Linear Lights.....22 - 24
 Tresco LED Tape Lights.....25 - 29
 Tresco Infinex (Aluminum
 Channels).....30 - 33
 Tresco Point & Lazy Susan Light Kit.....34
 Tresco Switches & Accessories.....35 - 41
 Tresco Power Supplies.....42 - 44
 Tresco Wall Dimmers & Free Lighting
 Layout.....45
 Tresco Snap LED Panels.....46
 Tresco Countertop Displays.....47
 Puck Light Jig.....48




FreeDim Remote Control Dimmer Switch (page J-38)



Swing LED Swivel Puck (page J-18)

- A
- B
- C
- D
- E
- F
- G
- H
- I
- J**
- K
- L
- M
- N
- O
- P
- Q
- R
- S
- T
- U
- V
- W
- X
- Y

A PRO 0.8W LED TAPE



PRO 0.8W LED Tape



- 0.8 Watt per 12", 12 V, Bulb Life: 25,000 hrs.
- 100° Beam Spread, 1 Year Warranty
- Size: 16.4' L x 3/8" W x 5/64" H (can be cut every 4")
- **Required Component:** 79" Lead Cord - sold separately below (B)
- **Required Component:** Dimmable Driver - If you are dimming from a wall dimmer sold separately below (C or D) **-OR-**
- **Required Component:** Power Supply - If you are **NOT** dimming from a wall dimmer sold separately on next page (G)



	Item#	Description
A	SZLPT08W-3R-1	PRO 0.8W LED Tape, 16.4' Roll, 12 Volts, Warm White (3000K)
	SZLPT08W-5R-1	PRO 0.8W LED Tape, 16.4' Roll, 12 Volts, Cool White (5000K)
⚠ Required Component - Must purchase to get power to PRO 0.8W LED Tape		
B	SZL-PTPCL-79IN-1	79" Lead Cord, Connects Tape to Power Supply

⚠ Required Component - If you are dimming from a wall dimmer.
 Note: Must purchase Hardwire Power Supply with Wall Dimmer Switches.

Used to dim LED Tape with a Wall Dimmer.
 Hardwire directly to a wall dimmer switch.




	Item#	Description	Tape Capacity
⚠ Required Component - If you are dimming from a wall dimmer			
C	RSL-DCE20D-CON-1	20W, 12V Dim Driver w/6 AMP Ports	25'
D	RSL-DCE60D-CON-1	60W, 12V Dim Driver w/6 AMP Ports	75'
	SZL-PROMNTBL-1	Additional Terminal Block with 6 AMP Ports	
LED Wall Dimmer Switches			
E	SZL-PRODIVAWH-1	150W, Lutron Diva® C•L™ Dimmer w/out plate	
F	SZL-PROSKYWH-1	150W, Lutron Skylark Contour C•L™ Dim w/out plate	

PRO 0.8W LED TAPE


Power Supplies




Required Component
If you are **not** dimming from a wall dimmer




Dimmer Switches



On/Off Switches



Accessories




Item#	Description	Tape Cap.	
Required Component - If you are NOT dimming from a wall dimmer			
G	SZL-PRO-15ELT-1	15W, 12V Power Supply w/6 AMP Ports	18.75'
	SZL-PRO-30ELT-1	30W, 12V Power Supply w/6 AMP Ports	37.5'
	SZL-PRO-60ELT-1	60W, 12V Power Supply w/6 AMP Ports	75'
	SZL-PROMNTBL-1	Additional Terminal Block with 6 AMP Ports	
12V Dimmer Switches (Used with Power Supply)			
H	SZL-SQRTD-NI-1	60W, Sq. Touch Dimmer w/96" Input - 6" Output Wires	
I	SZL-RNDTD-NI-1	60W, Round Touch Dimmer w/79" Input - 6" Output Wires	
J	SZL-ROTDIM-BL-1	48W, Rotary Dimmer w/79" Input - 8" Output Wires	
12V On/Off Switches (Used with Power Supply)			
K	SZL-RNDDS-NI-1	60W, Round Door Sensor w/79" Input - 6" Output Wires	
L	SZL-RNDPS-NI-1	60W, Rnd Proximity Switch w/79" Input - 6" Output Wires	
M	SZL-RNDON-BL-1	60W, Rnd On/Off Switch w/79" Input - 6" Output Wires	

Accessories

Linking Wires		
N	SZL-PTCON-2IN-1	2" Linking Wire, Links Two Tapes Together
	SZL-PTCON-6IN-1	6" Linking Wire, Links Two Tapes Together
	SZL-PTCON-10IN-1	10" Linking Wire, Links Two Tapes Together
	SZL-PTCON-24IN-1	24" Linking Wire, Links Two Tapes Together
	SZL-PTCON-48IN-1	48" Linking Wire, Links Two Tapes Together
	SZL-PTCON-72IN-1	72" Linking Wire, Links Two Tapes Together
Connectors for Creating Custom Lengths of Linking Wire		
O	SZL-PTCIC-WH-1	Custom Interlink Connectors (CIC), Used to Create Custom Lengths of Linking Wire, Packed in Pairs
P	SZL-PWIRE25-RB-1	25' Roll, 18 Gauge Wire, Red/Black Color
End-To-End Connector		
Q	SZL-PBTB-WH-1	End-To-End Connector
Extension Cords		
R	SZL-EXTCON-3IN-1	3" Extension Cord
	SZL-EXTCON-6IN-1	6" Extension Cord
	SZL-EXTCON-10IN-1	10" Extension Cord
	SZL-EXTCON-24IN-1	24" Extension Cord
	SZL-EXTCON-48IN-1	48" Extension Cord
	SZL-EXTCON-72IN-1	72" Extension Cord
	SZL-EXTCON-96IN-1	96" Extension Cord

A
B
C
D
E
F
G
H
I
J
K
L
M
N
O
P
Q
R
S
T
U
V
W
X
Y

A PRO 1.5W LED TAPE



PRO 1.5W LED Tape

- 1.5 Watts per 12", 12 V, Bulb Life: 25,000 hours
- 100° Beam Spread, 1 Year Warranty
- Size: 16.4'L x 3/8"W x 5/64"H (can be cut every 2")
- **Required Component:** 79" Lead Cord - sold separately below (B)
- **Required Component:** Dimmable Driver - If you are dimming from a wall dimmer - sold separately below (C or D) **-OR-**
- **Required Component:** Power Supply - If you are **NOT** dimming from a wall dimmer - sold separately on next page (G)





	Item#	Description
A	SZL-PT15W-3R-1	PRO 1.5W LED Tape, 16.4' Roll, 79" Lead Cord Sold Separately, Warm White (3000K)
	SZL-PT15W-5R-1	PRO 1.5W LED Tape, 16.4' Roll, 79" Lead Cord Sold Separately, Cool White (5000K)
⚡ Required Component - Must purchase to get power to PRO 1.5W LED Tape		
B	SZL-PTPCL-79IN-1	79" Lead Cord, Connects Tape to Power Supply

⚡ Required Component - If you are dimming from a wall dimmer.

Note: Must purchase Hardwire Power Supply with Wall Dimmer Switches.

Used to dim LED Tape with a Wall Dimmer.
Hardwire directly to a wall dimmer switch.



	Item#	Description	Tape Capacity
⚡ Required Component - If you are dimming from a wall dimmer			
C	RSL-DCE20D-CON-1	20W, 12V Dim Driver w/6 AMP Ports	13.3'
D	RSL-DCE60D-CON-1	60W, 12V Dim Driver w/6 AMP Ports	40'
	SZL-PROMNTBL-1	Additional Terminal Block with 6 AMP Ports	
LED Wall Dimmer Switches			
E	SZL-PRODIVAWH-1	150W, Lutron Diva® C•L™ Dimmer w/out plate	
F	SZL-PROSKYWH-1	150W, Lutron Skylark Contour C•L™ Dim w/out plate	

PRO 1.5W LED TAPE

Power Supplies




Required Component


If you are **not** dimming from a wall dimmer




Dimmer Switches



On/Off Switches



Accessories



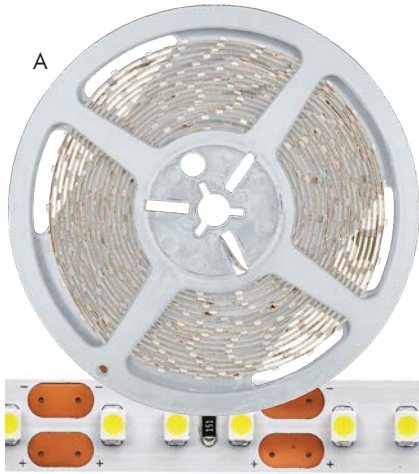
Item#	Description	Tape Capacity	
Required Component - If you are NOT dimming from a wall dimmer			
G	SZL-PRO-15ELT-1	15W, 12V Power Supply w/6 AMP Ports	10'
	SZL-PRO-30ELT-1	30W, 12V Power Supply w/6 AMP Ports	20'
	SZL-PRO-60ELT-1	60W, 12V Power Supply w/6 AMP Ports	40'
SZL-PROMNTBL-1	Additional Terminal Block with 6 AMP Ports		
12V Dimmer Switches (Used with Power Supply)			
H	SZL-SQRTD-NI-1	60W, Sq. Touch Dimmer w/96" Input - 6" Output Wires	
I	SZL-RNDTD-NI-1	60W, Round Touch Dimmer w/79" Input - 6" Output Wires	
J	SZL-ROTDIM-BL-1	48W, Rotary Dimmer w/79" Input - 8" Output Wires	
12V On/Off Switches (Used with Power Supply)			
K	SZL-RNDDS-NI-1	60W, Round Door Sensor w/79" Input - 6" Output Wires	
L	SZL-RNDPS-NI-1	60W, Rnd Proximity Switch w/79" Input - 6" Output Wires	
M	SZL-RNDON-BL-1	60W, Rnd On/Off Switch w/79" Input - 6" Output Wires	

Accessories

Linking Wires		
N	SZL-PTCON-2IN-1	2" Linking Wire, Links Two Tapes Together
	SZL-PTCON-6IN-1	6" Linking Wire, Links Two Tapes Together
	SZL-PTCON-10IN-1	10" Linking Wire, Links Two Tapes Together
	SZL-PTCON-24IN-1	24" Linking Wire, Links Two Tapes Together
	SZL-PTCON-48IN-1	48" Linking Wire, Links Two Tapes Together
	SZL-PTCON-72IN-1	72" Linking Wire, Links Two Tapes Together
Connectors for Creating Custom Lengths of Linking Wire		
O	SZL-PTCIC-WH-1	Custom Interlink Connectors (CIC), Used to Create Custom Lengths of Linking Wire, Packed in Pairs
P	SZL-PWIRE25-RB-1	25' Roll, 18 Gauge Wire, Red/Black Color
End-To-End Connector		
Q	SZL-PTBTB-WH-1	End-To-End Connector
Extension Cords		
R	SZL-EXTCON-3IN-1	3" Extension Cord
	SZL-EXTCON-6IN-1	6" Extension Cord
	SZL-EXTCON-10IN-1	10" Extension Cord
	SZL-EXTCON-24IN-1	24" Extension Cord
	SZL-EXTCON-48IN-1	48" Extension Cord
	SZL-EXTCON-72IN-1	72" Extension Cord
	SZL-EXTCON-96IN-1	96" Extension Cord

A
B
C
D
E
F
G
H
I
J
K
L
M
N
O
P
Q
R
S
T
U
V
W
X
Y

PRO 3W LED TAPE



PRO 3W LED Tape

- 3 Watts per 12", 12 Volts, Bulb Life: 25,000 hours
- 100° Beam Spread, 1 Year Warranty
- Size: 16.4'L x 3/8"W x 5/64"H (can be cut every 1")
- **Required Component:** 79" Lead Cord - sold separately below (B)
- **Required Component:** Dimmable Driver - If you are dimming from a wall dimmer - sold separately below (C or D) **-OR-**
- **Required Component:** Power Supply - If you are **NOT** dimming from a wall dimmer - sold separately on next page (G)





	Item#	Description
A	SZL-PT3W-3R-1	PRO 3W LED Tape, 16.4' Roll, 79" Lead Cord Sold Separately, Warm White (3000K)
	SZL-PT3W-5R-1	PRO 3W LED Tape, 16.4' Roll, 79" Lead Cord Sold Separately, Cool White (5000K)
Required Component - Must purchase to get power to PRO 3W LED Tape		
B	SZL-PTPCL-79IN-1	79" Lead Cord, Connects Tape to Power Supply

Required Component - If you are dimming from a wall dimmer.

Note: Must purchase Hardwire Power Supply with Wall Dimmer Switches.

Used to dim LED Tape with a Wall Dimmer.
Hardwire directly to a wall dimmer switch.



	Item#	Description	Tape Capacity
Required Component - If you are dimming from a wall dimmer			
C	RSL-DCE20D-CON-1	20W, 12V Dim Driver w/6 AMP Ports	6.6'
D	RSL-DCE60D-CON-1	60W, 12V Dim Driver w/6 AMP Ports	20'
	SZL-PROMNTBL-1	Additional Terminal Block with 6 AMP Ports	
LED Wall Dimmer Switches			
E	SZL-PRODIVAWH-1	150W, Lutron Diva® C•L™ Dimmer w/out plate	
F	SZL-PROSKYW-1	150W, Lutron Skylark Contour C•L™ Dim w/out plate	

PRO 3W LED TAPE


Power Supplies




Required Component
If you are **not** dimming from a wall dimmer




Dimmer Switches



On/Off Switches



Accessories



	Item#	Description	Tape Capacity
Required Component - If you are NOT dimming from a wall dimmer			
G	SZL-PRO-15ELT-1	15W, 12V Power Supply w/6 AMP Ports	5'
	SZL-PRO-30ELT-1	30W, 12V Power Supply w/6 AMP Ports	10'
	SZL-PRO-60ELT-1	60W, 12V Power Supply w/6 AMP Ports	20'
	SZL-PROMNTBL-1	Additional Terminal Block with 6 AMP Ports	
12V Dimmer Switches (Used with Power Supply)			
H	SZL-SQRTD-NI-1	60W, Sq. Touch Dimmer w/96" Input - 6" Output Wires	
I	SZL-RNDTD-NI-1	60W, Round Touch Dimmer w/79" Input - 6" Output Wires	
J	SZL-ROTDIM-BL-1	48W, Rotary Dimmer w/79" Input - 8" Output Wires	
12V On/Off Switches (Used with Power Supply)			
K	SZL-RNDDS-NI-1	60W, Round Door Sensor w/79" Input - 6" Output Wires	
L	SZL-RNDPS-NI-1	60W, Rnd Proximity Switch w/79" Input - 6" Output Wires	
M	SZL-RNDON-BL-1	60W, Rnd On/Off Switch w/79" Input - 6" Output Wires	

Accessories

Linking Wires			
N	SZL-PTCON-2IN-1	2" Linking Wire, Links Two Tapes Together	
	SZL-PTCON-6IN-1	6" Linking Wire, Links Two Tapes Together	
	SZL-PTCON-10IN-1	10" Linking Wire, Links Two Tapes Together	
	SZL-PTCON-24IN-1	24" Linking Wire, Links Two Tapes Together	
	SZL-PTCON-48IN-1	48" Linking Wire, Links Two Tapes Together	
	SZL-PTCON-72IN-1	72" Linking Wire, Links Two Tapes Together	
Connectors for Creating Custom Lengths of Linking Wire			
O	SZL-PTCIC-WH-1	Custom Interlink Connectors (CIC), Used to Create Custom Lengths of Linking Wire, Packed in Pairs	
P	SZL-PWIRE25-RB-1	25' Roll, 18 Gauge Wire, Red/Black Color	
End-To-End Connector			
Q	SZL-PTBTB-WH-1	End-To-End Connector	
Extension Cords			
R	SZL-EXTCON-3IN-1	3" Extension Cord	
	SZL-EXTCON-6IN-1	6" Extension Cord	
	SZL-EXTCON-10IN-1	10" Extension Cord	
	SZL-EXTCON-24IN-1	24" Extension Cord	
	SZL-EXTCON-48IN-1	48" Extension Cord	
	SZL-EXTCON-96IN-1	96" Extension Cord	

A
B
C
D
E
F
G
H
I
J
K
L
M
N
O
P
Q
R
S
T
U
V
W
X
Y

PRO 1.5W LED SPLASH PROOF TAPE



PRO 1.5W LED Splash Proof Tape

- 1.5 Watts per 12", 12 Volts, Bulb Life: 25,000 hours
- 100° Beam Spread, 1 Year Warranty
- Size: 16.4'L x 3/8"W x 5/64"H (can be cut every 2")
- **Required Component:** 79" Lead Cord - sold separately below (B)
- **Required Component:** Dimmable Driver - If you are dimming from a wall dimmer - sold separately below (C or D) **-OR-**
- **Required Component:** Power Supply - If you are **NOT** dimming from a wall dimmer - sold separately on next page (G)





PRO 1.5W LED Splash Proof Tape Accessories listed on following page ►

Item#	Description
A SZL-PT15W-SP-3R-1	Splash Proof Tape (Clear Plastic Covering over the Tape), 16.4' Roll, Warm White (3000K)
A SZL-PT15W-SP-5R-1	Splash Proof Tape (Clear Plastic Covering over the Tape), 16.4' Roll, Cool White (5000K)
Required Component - Must purchase to get power to PRO 1.5W LED Splash Proof Tape	
B SZL-PTPCL-79IN-1	79" Lead Cord, Connects Tape to Power Supply

Required Component - If you are dimming from a wall dimmer.

Note: Must purchase Hardwire Power Supply with Wall Dimmer Switches.

Used to dim LED Tape with a Wall Dimmer.
Hardwire directly to a wall dimmer switch.



Item#	Description	Tape Capacity
Required Component - If you are dimming from a wall dimmer		
C RSL-DCE20D-CON-1	20W, 12V Dim Driver w/6 AMP Ports	13.3'
D RSL-DCE60D-CON-1	60W, 12V Dim Driver w/6 AMP Ports	40'
SZL-PROMNTBL-1	Additional Terminal Block with 6 AMP Ports	
LED Wall Dimmer Switches		
E SZL-PRODIVAWH-1	150W, Lutron Diva® C•L™ Dimmer w/out plate	
F SZL-PROSKYWH-1	150W, Lutron Skylark Contour C•L™ Dim w/out plate	

PRO 1.5W LED SPLASH PROOF TAPE


Power Supplies




Required Component
If you are **not** dimming from a wall dimmer




Dimmer Switches



On/Off Switches



Accessories



	Item#	Description	Tape Capacity
⚠ Required Component - If you are NOT dimming from a wall dimmer			
G	SZL-PRO-15ELT-1	15W,12V Power Supply w/6 AMP Ports	10'
	SZL-PRO-30ELT-1	30W,12V Power Supply w/6 AMP Ports	20'
	SZL-PRO-60ELT-1	60W,12V Power Supply w/6 AMP Ports	40'
	SZL-PROMNTBL-1	Additional Terminal Block with 6 AMP Ports	
12V Dimmer Switches (Used with Power Supply)			
H	SZL-SQRTD-NI-1	60W, Sq. Touch Dimmer w/96" Input - 6" Output Wires	
I	SZL-RNDTD-NI-1	60W, Round Touch Dimmer w/79" Input - 6" Output Wires	
J	SZL-ROTDIM-BL-1	48W, Rotary Dimmer w/79" Input - 8" Output Wires	
12V On/Off Switches (Used with Power Supply)			
K	SZL-RNDDS-NI-1	60W, Round Door Sensor w/79" Input - 6" Output Wires	
L	SZL-RNDPS-NI-1	60W, Rnd Proximity Switch w/79" Input - 6" Output Wires	
M	SZL-RNDON-BL-1	60W, Rnd On/Off Switch w/79" Input - 6" Output Wires	

Accessories

Linking Wires			
N	SZL-PTCON-2IN-1	2" Linking Wire, Links Two Tapes Together	
	SZL-PTCON-6IN-1	6" Linking Wire, Links Two Tapes Together	
	SZL-PTCON-10IN-1	10" Linking Wire, Links Two Tapes Together	
	SZL-PTCON-24IN-1	24" Linking Wire, Links Two Tapes Together	
	SZL-PTCON-48IN-1	48" Linking Wire, Links Two Tapes Together	
	SZL-PTCON-72IN-1	72" Linking Wire, Links Two Tapes Together	
Connectors for Creating Custom Lengths of Linking Wire			
O	SZL-PTCIC-WH-1	Custom Interlink Connectors (CIC), Used to Create Custom Lengths of Linking Wire, Packed in Pairs	
P	SZL-PWIRE25-RB-1	25' Roll, 18 Gauge Wire, Red/Black Color	
End-To-End Connector			
Q	SZL-PTBTB-WH-1	End-To-End Connector	
Extension Cords			
R	SZL-EXTCON-3IN-1	3" Extension Cord	
	SZL-EXTCON-6IN-1	6" Extension Cord	
	SZL-EXTCON-10IN-1	10" Extension Cord	
	SZL-EXTCON-24IN-1	24" Extension Cord	
	SZL-EXTCON-48IN-1	48" Extension Cord	
	SZL-EXTCON-72IN-1	72" Extension Cord	
	SZL-EXTCON-96IN-1	96" Extension Cord	

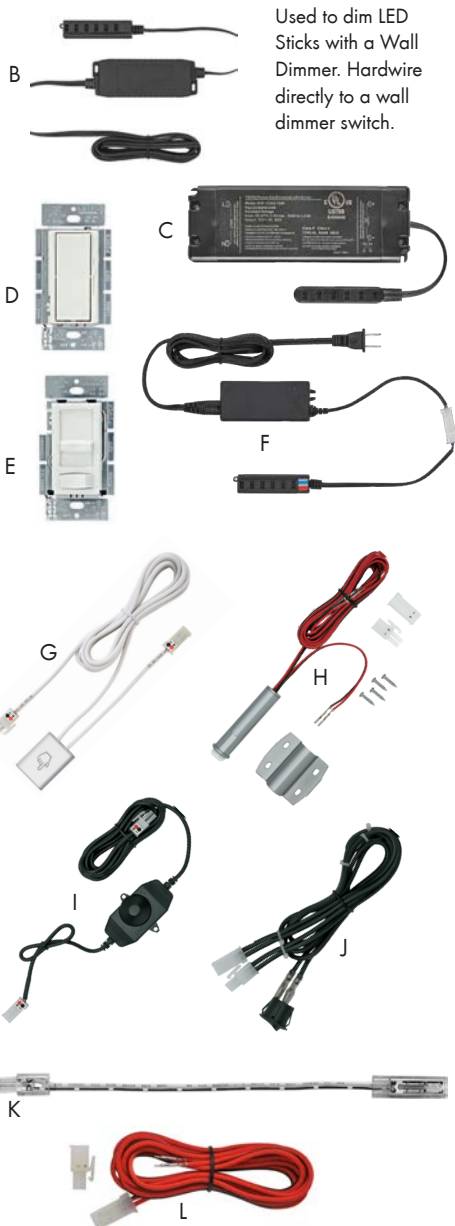
A
B
C
D
E
F
G
H
I
J
K
L
M
N
O
P
Q
R
S
T
U
V
W
X
Y

PRO 1.5W LED STICK

- 1.5 Watts, 12 Volts, Bulb Life: 25,000 hours
- Each 1.5W LED Stick includes a 79" Lead Cord and Install Brackets
- 90° Beam Spread, 1 Year Warranty
- **Required Component:** Dimmable Driver - If you are dimming from a wall dimmer - sold separately below (B or C) **-OR-**
- **Required Component:** Power Supply - If you are **NOT** dimming from a wall dimmer - sold separately below (F)



	Item#	Description
A	SZL-11SK15W-3PL-1	PRO 1.5W LED Stick, 11"L, Includes 79" Lead Cord and Install Brackets, 12 Volts, Warm White (3000K)
	SZL-11SK15W-5PL-1	PRO 1.5W LED Stick, 11"L, Includes 79" Lead Cord and Install Brackets, 12 Volts, Cool White (5000K)



Used to dim LED Sticks with a Wall Dimmer. Hardwire directly to a wall dimmer switch.

	Item#	Description	Stick Capacity
Required Component - If you are dimming from a wall dimmer			
B	RSL-DCE20D-CON-1	20W, 12V Dim Driver w/6 AMP Ports	13
C	RSL-DCE60D-CON-1	60W, 12V Dim Driver w/6 AMP Ports	40
	SZL-PROMNTBL-1	Additional Terminal Block with 6 AMP Ports	

LED Wall Dimmers used with Dimmable Drivers			
D	SZL-PRODIVAWH-1	150W, Lutron Diva® C•L™ Dimmer without plate	
E	SZL-PROSKYWH-1	150W, Lutron Skylark Contour C•L™ Dim without plate	

Required Component - If you are NOT dimming from a wall dimmer			
F	SZL-PRO-15ELT-1	15W, 12V Power Supply with 6 AMP Ports	10
	SZL-PRO-30ELT-1	30W, 12V Power Supply with 6 AMP Ports	20
	SZL-PRO-60ELT-1	60W, 12V Power Supply with 6 AMP Ports	40
	SZL-PROMNTBL-1	Additional Terminal Block with 6 AMP Ports	


12V Dimmer Switches & On/Off Switches (Used with Power Supplies)			
G	SZL-SQRTD-NI-1	60W, Sq. Touch Dimmer w/96" Input - 6" Output Wires	
H	SZL-RNDTD-NI-1	60W, Round Touch Dimmer w/79" Input - 6" Output Wires	
	SZL-RNDPS-NI-1	60W, Rnd Proximity Switch w/79" Input - 6" Output Wires	
	SZL-RNDDS-NI-1	60W, Round Door Sensor w/79" Input - 6" Output Wires	
I	SZL-ROTDIM-BL-1	48W, Rotary Dimmer w/79" Input - 8" Output Wires	
J	SZL-RNDON-BL-1	60W, Rnd On/Off Switch w/79" Input - 6" Output Wires	

Linking Wires (Links 2 Sticks Together)		
	Item #	Size
K	SZL-SKLNK-2IN-1	2"
	SZL-SKLNK-6IN-1	6"
	SZL-SKLNK-10IN-1	10"
	SZL-SKLNK-24IN-1	24"
	SZL-SKLNK-48IN-1	48"
	SZL-SKLNK-72IN-1	72"
	SZL-SKLNK-96IN-1	96"

Extension Cords		
	Item #	Size
L	SZL-EXTCON-3IN-1	3"
	SZL-EXTCON-6IN-1	6"
	SZL-EXTCON-10IN-1	10"
	SZL-EXTCON-24IN-1	24"
	SZL-EXTCON-48IN-1	48"
	SZL-EXTCON-72IN-1	72"
	SZL-EXTCON-96IN-1	96"

PRO 3W LED STICK

- 3 Watts, 12 Volts, Bulb Life: 25,000 hours
- Each 3W LED Stick includes a 79" Lead Cord and Install Brackets
- 90° Beam Spread, 1 Year Warranty
- **Required Component:** Dimmable Driver - If you are dimming from a wall dimmer - sold separately below (B or C) **-OR-**
- **Required Component:** Power Supply - If you are **NOT** dimming from a wall dimmer - sold separately below (F)



Item#	Description
A SZL-11SK3W-3PL-1	PRO 3W LED Stick, 11"L, Includes 79" Lead Cord and Install Brackets, 12 Volts, Warm White (3000K)
A SZL-11SK3W-5PL-1	PRO 3W LED Stick, 11"L, Includes 79" Lead Cord and Install Brackets, 12 Volts, Cool White (5000K)



Item#	Description	Stick Capacity
Required Component - If you are dimming from a wall dimmer		
B RSL-DCE20D-CON-1	20W, 12V Dim Driver w/6 AMP Ports	6
C RSL-DCE60D-CON-1	60W, 12V Dim Driver w/6 AMP Ports	20
SZL-PROMNTBL-1	Additional Terminal Block with 6 AMP Ports	

LED Wall Dimmers used with Dimmable Drivers		
D SZL-PRODIVAWH-1	150W, Lutron Diva® C • L™ Dimmer without plate	
E SZL-PROSKYWH-1	150W, Lutron Skylark Contour C • L™ Dim without plate	

Required Component - If you are NOT dimming from a wall dimmer		
F SZL-PRO-15ELT-1	15W, 12V Power Supply with 6 AMP Ports	10
F SZL-PRO-30ELT-1	30W, 12V Power Supply with 6 AMP Ports	20
F SZL-PRO-60ELT-1	60W, 12V Power Supply with 6 AMP Ports	40
SZL-PROMNTBL-1	Additional Terminal Block with 6 AMP Ports	

12V Dimmer Switches & On/Off Switches (Used with Power Supplies)		
G SZL-SQRD-NI-1	60W, Sq. Touch Dimmer w/96" Input - 6" Output Wires	
H	SZL-RNDTD-NI-1	60W, Round Touch Dimmer w/79" Input - 6" Output Wires
	SZL-RNDPS-NI-1	60W, Rnd Proximity Switch w/79" Input - 6" Output Wires
	SZL-RNDDS-NI-1	60W, Round Door Sensor w/79" Input - 6" Output Wires
I SZL-ROTDIM-BL-1	48W, Rotary Dimmer w/79" Input - 8" Output Wires	
J SZL-RNDON-BL-1	60W, Rnd On/Off Switch w/79" Input - 6" Output Wires	

Linking Wires (Links 2 Sticks Together)		
Item #	Size	
K	SZL-SKLNK-2IN-1	2"
	SZL-SKLNK-6IN-1	6"
	SZL-SKLNK-10IN-1	10"
	SZL-SKLNK-24IN-1	24"
	SZL-SKLNK-48IN-1	48"
	SZL-SKLNK-72IN-1	72"
SZL-SKLNK-96IN-1	96"	

Extension Cords		
Item #	Size	
L	SZL-EXTCON-3IN-1	3"
	SZL-EXTCON-6IN-1	6"
	SZL-EXTCON-10IN-1	10"
	SZL-EXTCON-24IN-1	24"
	SZL-EXTCON-48IN-1	48"
	SZL-EXTCON-72IN-1	72"
SZL-EXTCON-96IN-1	96"	




A PRO 2W LED PUCK

- 2 Watts, 12 Volts, Bulb Life: 25,000 hours
- Size: 2-1/4" Diameter Bore Hole x 1/2" Height
- 53° Beam Spread, 1 Year Warranty
- **Required Component:** Dimmable Driver - If dimming from a wall dimmer - sold separately below (B or C) **-OR-**
- **Required Component:** Power Supply - If you are **NOT** dimming from a wall dimmer - sold separately below (F)

Includes attached 79" Connecting Cable



	Item#	Description
A	SZL-PK2W-3NI-1	PRO 2W LED Puck w/ 79" cord, 12 Volts, Recess Mount, Warm White (3000K), Nickel Finish
	SZL-PK2W-5NI-1	PRO 2W LED Puck w/ 79" cord, 12 Volts, Recess Mount, Cool White (5000K), Nickel Finish



Used to dim LED Sticks with a Wall Dimmer. Hardwire directly to a wall dimmer switch.

	Item#	Description	Puck Capacity
Required Component - If you are dimming from a wall dimmer			
B	RSL-DCE20D-CON-1	20W, 12V Dim Driver w/6 AMP Ports	10
C	RSL-DCE60D-CON-1	60W, 12V Dim Driver w/6 AMP Ports	30
	SZL-PROMNTBL-1	Additional Terminal Block with 6 AMP Ports	

LED Wall Dimmers used with Dimmable Drivers

D	SZL-PRODIVAWH-1	150W, Lutron Diva® C • L™ Dimmer without plate
E	SZL-PROSKYWH-1	150W, Lutron Skylark Contour C • L™ Dim without plate

Required Component - If you are NOT dimming from a wall dimmer

F	SZL-PRO-15ELT-1	15W, 12V Power Supply with 6 AMP Ports	10
	SZL-PRO-30ELT-1	30W, 12V Power Supply with 6 AMP Ports	20
	SZL-PRO-60ELT-1	60W, 12V Power Supply with 6 AMP Ports	40
	SZL-PROMNTBL-1	Additional Terminal Block with 6 AMP Ports	

12V Dimmer Switches & On/Off Switches (Used with Power Supplies)

G	SZL-SQRD-NI-1	60W, Sq. Touch Dimmer w/96" Input - 6" Output Wires
H	SZL-RNDTD-NI-1	60W, Round Touch Dimmer w/79" Input - 6" Output Wires
	SZL-RNDPS-NI-1	60W, Rnd Proximity Switch w/79" Input - 6" Output Wires
	SZL-RNDDS-NI-1	60W, Round Door Sensor w/79" Input - 6" Output Wires
I	SZL-ROTDIM-BL-1	48W, Rotary Dimmer w/79" Input - 8" Output Wires
J	SZL-RNDON-BL-1	60W, Rnd On/Off Switch w/79" Input - 6" Output Wires

Surface Mount Ring

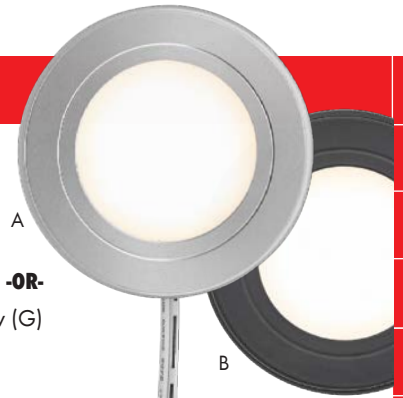
	Item #	Description
K	SZL-PKSMR-NI-1	PRO LED Puck Surface Mount Ring, Nickel Finish

Extension Cords

	Item #	Size	Item #	Size
L	SZL-EXTCON-3IN-1	3"	SZL-EXTCON-48IN-1	48"
	SZL-EXTCON-6IN-1	6"	SZL-EXTCON-72IN-1	72"
	SZL-EXTCON-10IN-1	10"	SZL-EXTCON-96IN-1	96"
	SZL-EXTCON-24IN-1	24"		

PRO 3W LED PUCK

- 3 Watts, 12 Volts, Bulb Life: 25,000 hours
 - Size: 2-1/4" Diameter Bore Hole x 7/16" Height
 - 100° Beam Spread, 1 Year Warranty
 - **Required Component:** Dimmable Driver - If dimming from a wall dimmer - sold separately below (C or D) **-OR-**
 - **Required Component:** Power Supply - If you are **NOT** dimming from a wall dimmer - sold separately below (G)
- Includes attached 79" Connecting Cable, Frosted Lens, Recess Mount





	Item#	Description
A	SZL-PK3W-3NI-1	Warm White (3000K), Nickel Finish
	SZL-PK3W-5NI-1	Cool White (5000K), Nickel Finish

	Item#	Description
B	SZL-PK3W-3BL-1	Warm White (3000K), Black Finish
	SZL-PK3W-5BL-1	Cool White (5000K), Black Finish



Used to dim LED Sticks with a Wall Dimmer. Hardwire directly to a wall dimmer switch.



	Item#	Description	Puck Capacity
⚠ Required Component - If you are dimming from a wall dimmer			
C	RSL-DCE20D-CON-1	20W, 12V Dim Driver w/6 AMP Ports	6
D	RSL-DCE60D-CON-1	60W, 12V Dim Driver w/6 AMP Ports	20
	SZL-PROMNTBL-1	Additional Terminal Block with 6 AMP Ports	

LED Wall Dimmers used with Dimmable Drivers

E	SZL-PRODIVAWH-1	150W, Lutron Diva® C•L™ Dimmer without plate
F	SZL-PROSKYW-1	150W, Lutron Skylark Contour C•L™ Dim without plate

⚠ Required Component - If you are NOT dimming from a wall dimmer

G	SZL-PRO-15ELT-1	15W, 12V Power Supply with 6 AMP Ports	5
	SZL-PRO-30ELT-1	30W, 12V Power Supply with 6 AMP Ports	10
	SZL-PRO-60ELT-1	60W, 12V Power Supply with 6 AMP Ports	20
	SZL-PROMNTBL-1	Additional Terminal Block with 6 AMP Ports	

12V Dimmer Switches & On/Off Switches (Used with Power Supplies)

H	SZL-SQRD-NI-1	60W, Sq. Touch Dimmer w/96" Input - 6" Output Wires
I	SZL-RNDTD-NI-1	60W, Round Touch Dimmer w/79" Input - 6" Output Wires
	SZL-RNDPS-NI-1	60W, Rnd Proximity Switch w/79" Input - 6" Output Wires
	SZL-RNDDS-NI-1	60W, Round Door Sensor w/79" Input - 6" Output Wires
J	SZL-ROTDIM-BL-1	48W, Rotary Dimmer w/79" Input - 8" Output Wires
K	SZL-RNDON-BL-1	60W Rnd On/Off Switch w/79" Input - 6" Output Wires

Surface Mount Ring

	Item #	Description
L	SZL-PKSMR-NI-1	PRO LED Puck Surface Mount Ring, Nickel Finish
M	SZL-PKSMR-BL-1	PRO LED Puck Surface Mount Ring, Black Finish

Extension Cords

	Item #	Size	Item #	Size
N	SZL-EXTCON-3IN-1	3"	SZL-EXTCON-48IN-1	48"
	SZL-EXTCON-6IN-1	6"	SZL-EXTCON-72IN-1	72"
	SZL-EXTCON-10IN-1	10"	SZL-EXTCON-96IN-1	96"
	SZL-EXTCON-24IN-1	24"		

A
B
C
D
E
F
G
H
I
J
K
L
M
N
O
P
Q
R
S
T
U
V
W
X
Y

A
B
C
D
E
F
G
H
I
J
K
L
M
N
O
P
Q
R
S
T
U
V
W
X
Y

PRO POWER SUPPLIES & SWITCHES



Power Supplies


- Installs by plugging the Power Supply into an outlet
- Dimmable on the trailing edge (12V side), Class 2
- Short circuit protection (automatic reset, no fuses)
- 12V DC output, constant voltage, overcurrent protection, overload protection, RFI protection



Item#	Description
SZL-PRO-15ELT-1	15 Watts/12 Volts Power Supply, Includes Terminal Block with 6 AMP Ports (Terminal Block has 6" cord) and 72" Plug-In Power Cord, Size of Power Supply: 3-3/8"L X 1-3/4"W X 1-1/8"H
SZL-PRO-30ELT-1	30 Watts/12 Volts Power Supply, Includes Terminal Block with 6 AMP Ports (Terminal Block has 6" cord) and 72" Plug-In Power Cord, Size of Power Supply: 4-1/2"L X 1-7/8"W X 1-1/4"H
SZL-PRO-60ELT-1	60 Watts/12 Volts Power Supply, Includes Terminal Block with 6 AMP Ports (Terminal Block has 6" cord) and 72" Plug-In Power Cord, Size of Power Supply: 4-5/8"L X 2-5/64"W X 1-5/16"H

Round Switches

Nickel Finish



Item#	Description
A SZL-RNDTD-NI-1	60W,12V Round Touch Dimmer w/79" Input - 6" Output Wires, Touch On/Off and 0-100% dimming control, Size: 17/32" Bore Hole Dia. x 2-3/8" L, Includes: Install Bracket and Screws
B SZL-RNDPS-NI-1	60W,12V Round Proximity Switch w/79" Input - 6" Output Wires, Swipe Hand Across (2" Range) to turn On/Off, Size: 17/32" Bore Hole Dia. x 2-3/8" L, Includes: Install Bracket and Screws
C SZL-RNDDS-NI-1	60W,12V Round Door Sensor w/79" Input - 6" Output Wires, Open Door Light is On, Close Door Light is Off (2" Range), Size: 17/32" Bore Hole Dia. x 2-3/8" L, Includes: Install Bracket and Screws

Square Dimmer Switch



Item#	Description
SZL-SQRTD-NI-1	60W,12V Sq. Touch Dimmer with 96" Input / 6" Output Wires, Touch On/Off and 0-100% dimming control Size: 1-9/16" L x 1-1/4" W x 3/8" H, Nickel Finish

Rotary Dimmer Switch



Item#	Description
SZL-ROTDIM-BL-1	48W,12V Rotary Dimmer with 79" Input / 8" Output Wires, On/Off and 0-100% dimming control Size: 2-1/2" L x 1-1/4" W x 1-5/16" H, Black Finish

Round On/Off Switch



Black Finish

Item#	Description
SZL-RNDON-BL-1	60W,12V Round On/Off Rocker Switch w/79" Input - 6" Output Wires, Size: 3/4" Dia. Bore Hole x 5/8" Depth

PRO POWER SUPPLIES FOR WALL DIMMING APPLICATIONS



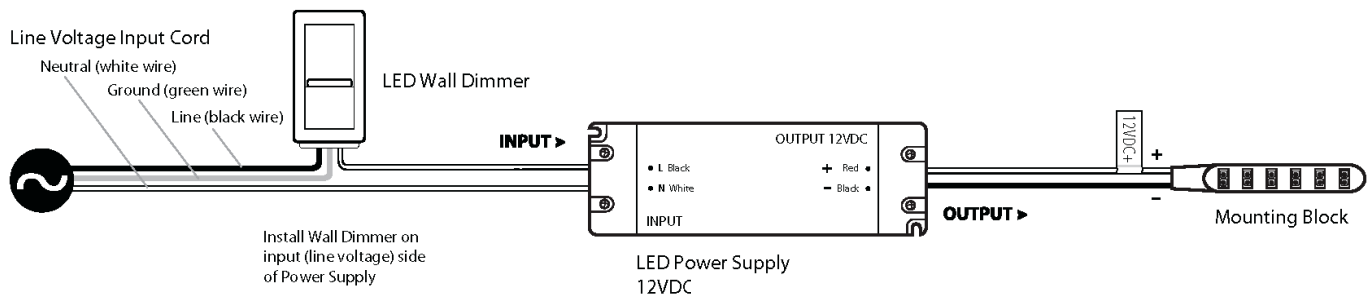
Compatible PRO Wall Dimmers (J-16)



Wall Dimmable LED Power Supply

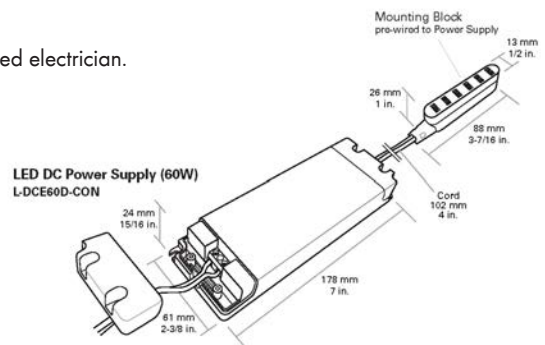
- Dimmable by standard LED wall dimmers
- Electronic units are lower profile and generate less heat than magnetic transformers
- Available in 20W and 60W models
- Quiet operation (no humming)
- Works with all PRO 12VDC dimmable LED fixtures
- One 6-Snap Mounting Block included
- 10% minimum load requirement
- Flicker free
- cULus Listed Class 2
- Install Instructions: Input cord is NOT included, remove cover on input side and insert 120V directly into the unit (see below drawing)

Item #	Description
RSL-DCE20D-CON-1	20W Wall Dimmable Hardwire Power Supply with 6 AMP Ports
RSL-DCE60D-CON-1	60W Wall Dimmable Hardwire Power Supply with 6 AMP Ports



Safety Instructions:

- The hardwired installation of the Power Supply should only be performed by a qualified electrician.
- Only install the Wall Dimmer on the input (line voltage) side of the Power Supply.
- **Do not add a plug-in to input wires and attempt to dim a receptacle.**
- Do not attempt to ground this unit. It is double-insulated.
- Not intended to be used in wet locations or outdoor areas.
- Not intended for recessed installation in ceilings or soffits.
- If any modification is made to the Power Supply, it will invalidate the warranty and may render the product unsafe.



A
B
C
D
E
F
G
H
I
J
K
L
M
N
O
P
Q
R
S
T
U
V
W
X
Y

A WALL DIMMERS & ACCESSORIES

B 120V LED Wall Dimmers

C Lutron Diva® C•L™ Dimmer

- Large paddle switch with a captive linear-slide dimmer for a standard designer wallplate opening
- Preset dimmer
- Offers more reliable dimming performance over standard dimmers
- HED™ technology with advanced dimming circuitry designed for compatibility with most high-efficiency light bulbs
- Low-end adjustment dial
- 150W Capacity

Lutron Diva® C•L™ Dimmer



Lutron Skylark Contour C•L™ Dimmer



Compatible with Tresco 12VDC Hardwire Power Supplies. (See J-15)

I Lutron Skylark Contour C•L™ Dimmer

- On/off rocker switch with a captive linear-slide dimmer for a standard designer wallplate opening
- Switch returns light to preset light level
- Offers more reliable dimming performance over standard dimmers
- HED™ technology with advanced dimming circuitry designed for compatibility with most high-efficiency light bulbs
- Low-end adjustment dial
- 150W Capacity

Item #	Description
SZL-PRODIVAWH-1	Lutron Diva® C•L™ Dimmer w/out plate
SZL-PROSKYW-1	Lutron Skylark Contour C•L™ Dimmer w/out plate



Additional Terminal Block

Item#	Description
SZL-PROMNTBL-1	Additional Terminal Block with 6 AMP Ports



Extension Cords


Item#	Description
SZL-EXTCON-3IN-1	3" For Power Supplies, Lead Cords & Switches
SZL-EXTCON-6IN-1	6" For Power Supplies, Lead Cords & Switches
SZL-EXTCON-10IN-1	10" For Power Supplies, Lead Cords & Switches
SZL-EXTCON-24IN-1	24" For Power Supplies, Lead Cords & Switches
SZL-EXTCON-48IN-1	48" For Power Supplies, Lead Cords & Switches
SZL-EXTCON-72IN-1	72" For Power Supplies, Lead Cords & Switches
SZL-EXTCON-96IN-1	96" For Power Supplies, Lead Cords & Switches

TRESCO® POCKIT® 120-M



Specifications:

- Lumens: 270
- Lamp Life: 30,000
- Mounting: Recess/Surface
- Warranty: 1 year
- Beam Angle: 100°
- Link up to 45 fixtures



Item #	Description
120V, 4W Pockit 120-M LED Puck, Non-Linkable, 9" Input Cord, 3000K	
RSLMPOC4W120NLWBL1	Black Finish
RSLMPOC4W120NLWNI1	Nickel Finish
RSLMPOC4W120NLWWH1	White Finish
120V, 4W Pockit 120-M LED Puck, Linkable, 9" Input Cord & Output Cord, 3000K	
RSLMPOC4W120LWBL1	Black Finish
RSLMPOC4W120LWNI1	Nickel Finish
RSLMPOC4W120LWWH1	White Finish
96" Starter Cord, plugs into wall outlet	
RSLMPOCPKT8BL1	Black Finish
RSLMPOCPKT8WH1	White Finish

Optional Items		
Black Finish Item #	White Finish Item #	Description
RSLRDSW2M120-BL-1	RSLRDSW2M120-WH-1	Rocker Switch with 79" Cord
RSLFPOCLINKA25BL-1	RSLFPOCLINKA25WH-1	10" Linking Cord
RSLFPOCLINKA60BL-1	RSLFPOCLINKA60WH-1	24" Linking Cord
RSLFPOCLINKA120BL1	RSLFPOCLINKA120WH1	48" Black Linking Cord
RSLFPOCLINKA180BL1	RSLFPOCLINKA180WH1	72" Black Linking Cord
RSLHWWBLT5S1	RSLHWWHT5S1	Hardwire Box with Switch

A
B
C
D
E
F
G
H
I
J
K
L
M
N
O
P
Q
R
S
T
U
V
W
X
Y

TRESCO® SWING 2.5W




Front

79"
(2 m)

3-5/64"
(78 mm)

Specifications:

- Lumens: 126
- Lamp Life: 30,000
- Mounting: Recess or Surface (Surface Mounting Ring included)
- Warranty: 3 years
- Beam Angle: 100°
- 15° Tilt
- Center Spot Reduction Technology (eliminates glare making it visually appealing whether turned on or off)



Side

15° Tilt

33/64"
(13 mm)

Hole Size: 2-11/16" - 2-7/8" (68-73 mm)




Item #	Description
RSL-HSWNG-WNI-1	2.5W LED Swing Puck, 15° Tilt, 3000K, Nickel Finish
RSL-HSWNG-CNI-1	2.5W LED Swing Puck, 15° Tilt, 5000K, Nickel Finish
RSL-HSWNG-WBL-1	2.5W LED Swing Puck, 15° Tilt, 3000K, Black Finish
RSL-HSWNG-CBL-1	2.5W LED Swing Puck, 15° Tilt, 5000K, Black Finish

Power Supplies	
Item #	Description
RSLDC-ELT6WP-CON1	6W Wall Mount Power Supply with 3 AMP Ports Mounting Block
RSLDC-ELT12-CON-1	12W Power Supply with 6 AMP Ports Mounting Block
RSLDC-ELT15WP-CON1	15W Wall Mount Power Supply with 6 AMP Ports Mounting Block
RSLDC-ELT18-CON-1	18W Power Supply with 6 AMP Ports Mounting Block
RSLDC-ELT60-CON-1	60W Power Supply with 6 AMP Ports Mounting Block
RSL-DCE20D-CON-1	20W Wall Dimmable Hardwire Power Supply with 6 AMP Ports
RSL-DCE60D-CON-1	60W Wall Dimmable Hardwire Power Supply with 6 AMP Ports

See accessories pages J-35 - J-41 for compatible dimmers, switches and controllers.

TRESCO® POWER POCKIT® 3W




2-1/2"
(63 mm)

Specifications:

- Lumens: 234
- Lamp Life: 50,000
- Mounting: Recess/Surface
- Warranty: 3 years
- Beam Angle: 120°



* Dimmable on trailing edge (12V side). Mounting block and power cord included.
 † No minimum load when controlled by dimmer, mounting block sold separately.



Front

Side

79"
(2 m)

Surface Mount Ring is included with each light.




Item #	Description
3W LED Power Pockit, 5000K	
RSLPOC3LEDSFRCBL1	Black Finish
RSLPOC3LEDSFRCNI1	Nickel Finish
RSLPOC3LEDSFRCWH1	White Finish
3W LED Power Pockit, 3000K	
RSLPOC3LEDSFRWBL1	Black Finish
RSLPOC3LEDSFRWNI1	Nickel Finish
RSLPOC3LEDSFRWORB1	Oil Rubbed Bronze Finish
RSLPOC3LEDSFRWWH1	White Finish

Power Supplies	
Item #	Description
RSLDC-ELT6WP-CON1	6W Wall Mount Power Supply with 3 AMP Ports Mounting Block
RSLDC-ELT12-CON-1	12W Power Supply with 6 AMP Ports Mounting Block
RSLDC-ELT15WP-CON1	15W Wall Mount Power Supply with 6 AMP Ports Mounting Block
RSLDC-ELT18-CON-1	18W Power Supply with 6 AMP Ports Mounting Block
RSLDC-ELT60-CON-1	60W Power Supply with 6 AMP Ports Mounting Block
RSL-DCE20D-CON-1	20W Wall Dimmable Hardwire Power Supply with 6 AMP Ports
RSL-DCE60D-CON-1	60W Wall Dimmable Hardwire Power Supply with 6 AMP Ports

See accessories pages J-35 - J-41 for compatible dimmers, switches and controllers.

A
B
C
D
E
F
G
H
I
J
K
L
M
N
O
P
Q
R
S
T
U
V
W
X
Y

TRESCO® POWER POCKET® 5W



Front

79"
(2 m)

2-1/2"
(63 mm)

Specifications:

- Lumens: 290
- Lamp Life: 50,000
- Mounting: Recess/Surface
- Warranty: 3 years
- Beam Angle: 100°



* Dimmable on trailing edge (12V side). Mounting block and power cord included.
 † No minimum load when controlled by dimmer, mounting block sold separately.



Side

1/4"
(6 mm)

Hole Size: 2-1/4" (57 mm)




Item #	Description
RSLPOC5LED-WORB1	5W LED Power Pocket with Luniform Technology, 3000K, Oil Rubbed Bronze Finish
RSLPOC5LED-WNI1	5W LED Power Pocket with Luniform Technology, 3000K, Nickel Finish
RSLPOC5LED-CNI1	5W LED Power Pocket with Luniform Technology, 5000K, Nickel Finish
RSLPOC5LED-WBL1	5W LED Power Pocket with Luniform Technology, 3000K, Black Finish
RSLPOC5LED-CBL1	5W LED Power Pocket with Luniform Technology, 5000K, Black Finish
RSLPOC5LED-WWH1	5W LED Power Pocket with Luniform Technology, 3000K, White Finish
RSLPOC5LED-CWH1	5W LED Power Pocket with Luniform Technology, 5000K, White Finish

Power Supplies	
Item #	Description
RSLDC-ELT6WP-CON1	6W Wall Mount Power Supply with 3 AMP Ports Mounting Block
RSLDC-ELT12-CON-1	12W Power Supply with 6 AMP Ports Mounting Block
RSLDC-ELT15WP-CON1	15W Wall Mount Power Supply with 6 AMP Ports Mounting Block
RSLDC-ELT18-CON-1	18W Power Supply with 6 AMP Ports Mounting Block
RSLDC-ELT60-CON-1	60W Power Supply with 6 AMP Ports Mounting Block
RSL-DCE20D-CON-1	20W Wall Dimmable Hardwire Power Supply with 6 AMP Ports
RSL-DCE60D-CON-1	60W Wall Dimmable Hardwire Power Supply with 6 AMP Ports

See accessories pages J-35 - J-41 for compatible dimmers, switches and controllers.

TRESCO® EQUILINE PUCK



2-1/2"
(64 mm)

Front

79"
(2 m)

Specifications:

Lumens: 218

Lamp Life: 25,000

Mounting: Recess/Surface

Warranty: 1 year

Beam Angle: 100°

* Dimmable on trailing edge (12V side). Mounting block and power cord included.

† No minimum load when controlled by dimmer, mounting block sold separately.



Side

1/2"
(13 mm)

Hole Size: 2-1/4" (57 mm)



Item #	Description
RSLPOC-3EQFR-WBL-1	3W, 12V EquiLine Puck Light, 3000K, Black Finish
RSLPOC-3EQFR-WNI-1	3W, 12V EquiLine Puck Light, 3000K, Nickel Finish
RSLPOC-3EQFR-CBL-1	3W, 12V EquiLine Puck Light, 5000K, Black Finish
RSLPOC-3EQFR-CNI-1	3W, 12V EquiLine Puck Light, 5000K, Nickel Finish

Power Supplies	
Item #	Description
RSLDC-ELT6WP-CON1	6W Wall Mount Power Supply with 3 AMP Ports Mounting Block
RSLDC-ELT12-CON-1	12W Power Supply with 6 AMP Ports Mounting Block
RSLDC-ELT15WP-CON1	15W Wall Mount Power Supply with 6 AMP Ports Mounting Block
RSLDC-ELT18-CON-1	18W Power Supply with 6 AMP Ports Mounting Block
RSLDC-ELT60-CON-1	60W Power Supply with 6 AMP Ports Mounting Block
RSL-DCE20D-CON-1	20W Wall Dimmable Hardwire Power Supply with 6 AMP Ports
RSL-DCE60D-CON-1	60W Wall Dimmable Hardwire Power Supply with 6 AMP Ports

Optional Items	
Item #	Description
RSLSMR-2LED-BL1	EquiLine Puck Light Surface Mount Ring, Black Finish
RSLSMR-2LED-NI1	EquiLine Puck Light Surface Mount Ring, Nickel Finish

See accessories pages J-35 - J-41 for compatible dimmers, switches and controllers.

A
B
C
D
E
F
G
H
I
J
K
L
M
N
O
P
Q
R
S
T
U
V
W
X
Y

A
B
C
D
E
F
G
H
I
J
K
L
M
N
O
P
Q
R
S
T
U
V
W
X
Y

TRESCO® FINELINE

Specifications:

Lumens: 297 per ft. (971 per m)
Lamp Life: 50,000
Mounting: Surface
U-Clip mounted

Warranty: 3 years
Beam Angle: 90°
Linkable up to 12'

Each light includes: 79" Starter Cord with AMP Connector and U-Clips for mounting.



Required Items - Fineline Stick LED Light	
Item #	Description
RSLED-STK8-WNI-1	8"L, 1.6W, 3000K, Nickel Finish
RSLED-STK8-CNI-1	8"L, 1.6W, 5000K, Nickel Finish
RSLED-STK12WNI-1	12"L, 2.4W, 3000K, Nickel Finish
RSLED-STK12CNI-1	12"L, 2.4W, 5000K, Nickel Finish
RSLED-STK22WNI-1	22"L, 4.6W, 3000K, Nickel Finish
RSLED-STK22CNI-1	22"L, 4.6W, 5000K, Nickel Finish

Power Supplies	
Item #	Description
RSLDC-ELT6WP-CON1	6W Wall Mount with 3 AMP Ports Mounting Block
RSLDC-ELT12-CON-1	12W with 6 AMP Ports Mounting Block
RSLDC-ELT15WP-CON1	15W Wall Mount with 6 AMP Ports Mounting Block
RSLDC-ELT18-CON-1	18W with 6 AMP Ports Mounting Block
RSLDC-ELT60-CON-1	60W with 6 AMP Ports Mounting Block
RSL-DCE20D-CON-1	20W Wall Dimmable Hardwire with 6 AMP Ports
RSL-DCE60D-CON-1	60W Wall Dimmable Hardwire with 6 AMP Ports

Optional Items	
Item #	Description
RSLED-STKDIMTD4-1	Inline Touch Dimmer, 4 Step (low, medium, high, off)

Item #	Description
RSLEDSTKLNK5-1	2" Fineline Stick Linking Cord
RSLEDSTKLNK15-1	6" Fineline Stick Linking Cord
RSLEDSTKLNK25-1	10" Fineline Stick Linking Cord
RSLEDSTKLNK60-1	24" Fineline Stick Linking Cord
RSLEDSTKLNK120-1	48" Fineline Stick Linking Cord
RSLEDSTKLNK180-1	72" Fineline Stick Linking Cord

See accessories pages J-35 - J-41 for compatible dimmers, switches and controllers.

TRESCO® EUROLINX

Specifications:

Lumens: 216 per ft. (708 per m)
 Lamp Life: 30,000
 Mounting: Surface
 U-Clip mounted

Warranty: 3 years
 Beam Angle: 120°
 Linkable up to 10'

Each light includes: 79" Starter Cord with AMP Connector and U-Clips for mounting.



Front
 1-3/16"
 (30 mm)

Side
 5/16"
 (8 mm)

Required Items	
Item #	Description
RSLEUL3W-197CAL1	7.75" L, 3 Watts, 5000K
RSLEUL3W-197WAL1	7.75" L, 3 Watts, 3000K
RSLEUL4W-273CAL1	10.75" L, 4 Watts, 5000K
RSLEUL4W-273WAL1	10.75" L, 4 Watts, 3000K
RSLEUL7W-502CAL1	19.75" L, 7 Watts, 5000K
RSLEUL7W-502WAL1	19.75" L, 7 Watts, 3000K
RSLEUL11W-806CAL1	31.75" L, 11 Watts, 5000K
RSLEUL11W-806WAL1	31.75" L, 11 Watts, 3000K
RSLEUL15W-1111CAL1	43.75" L, 15 Watts, 5000K
RSLEUL15W-1111WAL1	43.75" L, 15 Watts, 3000K

7-3/4"
 (197 mm)
 19-3/4"
 (502 mm)
 31-3/4"
 806 mm)
 43-3/4"
 (1111 mm)

Power Supplies	
Item #	Description
RSLDC-ELT6WP-CON1	6W Wall Mount with 3 AMP Ports Mounting Block
RSLDC-ELT12-CON-1	12W with 6 AMP Ports Mounting Block
RSLDC-ELT15WP-CON1	15W Wall Mount with 6 AMP Ports Mounting Block
RSLDC-ELT18-CON-1	18W with 6 AMP Ports Mounting Block
RSLDC-ELT60-CON-1	60W with 6 AMP Ports Mounting Block
RSL-DCE20D-CON-1	20W Wall Dimmable Hardwire with 6 AMP Ports
RSL-DCE60D-CON-1	60W Wall Dimmable Hardwire with 6 AMP Ports

Optional Items - Link Cord, Links Two Eurolinxs Together			
Item #	Size	Item #	Size
RSLEULNK-15WH1	6"	RSLEULNK-120WH1	48"
RSLEULNK-25WH1	10"	RSLEULNK-180WH1	72"
RSLEULNK-60WH1	24"		

Item #	Description
RSLEUL-GTD1	27 Watts Inline Gradual Touch Dimmer, Controls up to 6' of Eurolinx lights (maximum 27 watts)
RSLEUL-UCLP1	Extra U-Clips (2 Pack)
RSLEULNK-BTBGY1	Extra Back-to-Back Link

See accessories pages J-35 - J-41 for compatible dimmers, switches and controllers.



A
B
C
D
E
F
G
H
I
J
K
L
M
N
O
P
Q
R
S
T
U
V
W
X
Y

TRESCO® SIMPLED 2.0

Specifications:

Lumens: 470 per ft. (1,541 per m) Warranty: 3 years Each light includes: 3 different
 Lamp Life: 50,000 Beam Angle: 110° diffusers (Clear, Frosted and Milk)
 Mounting: Surface Linkable up to 10' and 79" Starter Cord with AMP
 Connector and U-Clips for mounting.



Front **Side** **Back**
 3/4" 3/8"
 (19 mm) (10 mm)


Required Items	
Item #	Description
RLSMPHO8-CNI1	SimplLED 2.0, 8" Length, 3.35 Watts, 5000K
RLSMPHO8-WNI1	SimplLED 2.0, 8" Length, 3.35 Watts, 3000K
RLSMPHO12-CNI1	SimplLED 2.0, 12" Length, 5 Watts, 5000K
RLSMPHO12-WNI1	SimplLED 2.0, 12" Length, 5 Watts, 3000K
RLSMPHO22-CNI1	SimplLED 2.0, 22" Length, 9.2 Watts, 5000K
RLSMPHO22-WNI1	SimplLED 2.0, 22" Length, 9.2 Watts, 3000K

8"
(203 mm)
12"
(305 mm)
22"
559 mm

Power Supplies	
Item #	Description
RSLDC-ELT6WP-CON1	6W Wall Mount Power w/3 AMP Ports Mount Block
RSLDC-ELT12-CON-1	12W Power Supply with 6 AMP Ports Mounting Block
RSLDC-ELT15WP-CON1	15W Wall Mount Supply w/6 AMP Ports Mount Block
RSLDC-ELT18-CON-1	18W Power Supply with 6 AMP Ports Mounting Block
RSLDC-ELT60-CON-1	60W Power Supply with 6 AMP Ports Mounting Block
RSL-DCE20D-CON-1	20W Wall Dimmable Hardwire Power Supply w/6 AMP Ports
RSL-DCE60D-CON-1	60W Wall Dimmable Hardwire Power Supply w/6 AMP Ports

Optional Items	
Item #	Description
RSLEDSPMLNK5-1	2" Link Cord, Links Two SimplLEDs Together
RSLEDSPMLNK15-1	6" Link Cord, Links Two SimplLEDs Together
RSLEDSPMLNK25-1	10" Link Cord, Links Two SimplLEDs Together
RSLEDSPMLNK60-1	24" Link Cord, Links Two SimplLEDs Together
RSLEDSPMLNK120-1	48" Link Cord, Links Two SimplLEDs Together
RSLEDSPMLNK180-1	72" Link Cord, Links Two SimplLEDs Together

Item #	Description
RSLED-SMPMOT-1	27 W, Inline Motion Sensor, 4-1/8"L x 3/4"W x 3/8"H, Max of 5.5' of SimplLED 2.0 lights
RSLED-SMPPHOTO-1	27 W, Inline Photo Sensor, 2-3/4"L x 3/4"W x 3/8"H, Max of 5.5' of SimplLED 2.0 lights
RSLED-SMPTD4-1	27 W, Inline Touch Dimmer, 2-3/4"L x 3/4"W x 3/8"H, Max of 5.5' of SimplLED 2.0 lights



See accessories pages J-35 - J-41 for compatible dimmers, switches and controllers.

TRESCO® FLEXTAPE 1.5W



Sold by roll

Specifications:

- Lumens: 91 per ft. (298 per m)
- Lamp Life: 50,000
- Mounting: Surface
- Warranty: 3 years
- Beam Angle: 110°
- Maximum continuous run in 20'
- Maximum per power supply is 40'
- Cuttable every 2"
- To be used on clean, smooth surfaces



Front
3/8"
(10 mm)

Back



Cuttable every 2" (50 mm)

Required Items	
Item #	Description
RSLLDFLXTPEWRL-1	1.5W Per Foot, 20' FlexTape Roll, 2700K
RSLLDFLXTPENRL-1	1.5W Per Foot, 20' FlexTape Roll, 3500K
RSLLDFLXTPECRL-1	1.5W Per Foot, 20' FlexTape Roll, 4800K
RSLLDFLXTPEDRL-1	1.5W Per Foot, 20' FlexTape Roll, 6500K

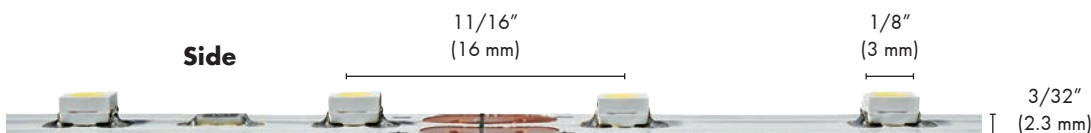
FlexTape 1.5W works with all TreSCO 12VDC power supplies.

Required Items	
Item #	Description
RSLTPEPKT-2IN1	2" 12VDC FlexTape Straight Starter Lead
RSLLDTPPKT2M-1	79" (2 m) 12VDC FlexTape Straight Starter Lead
RSLLDTPPKT2MTE1	79" (2 m) 12VDC FlexTape Tee Starter Lead

Optional Items	
Item #	Description
RSLTPELNK-BTB1	Back-to-Back Connector
RSLLDTPELNKTEE-1	Tee Link Connector
RSLLDTPELNKC90-1	90° Link Connector

Item #	Description
RSLLDTPELNK5-1	2" (5 cm) 12VDC FlexTape Link Cord
RSLLDTPELNK15-1	6" (15 cm) 12VDC FlexTape Link Cord
RSLLDTPELNK25-1	10" (25 cm) 12VDC FlexTape Link Cord
RSLLDTPELNK60-1	24" (60 cm) 12VDC FlexTape Link Cord
RSLLDTPELNK120-1	48" (120 cm) 12VDC FlexTape Link Cord
RSLLDTPELNK180-1	72" (180 cm) 12VDC FlexTape Link Cord

See accessories pages J-35 - J-41 for compatible dimmers, switches and controllers.



A
B
C
D
E
F
G
H
I
J
K
L
M
N
O
P
Q
R
S
T
U
V
W
X
Y

TRESCO® FLEXTAPE 3W



Sold by roll

Specifications:

- Lumens: 149 per ft. (489 per m)
- Lamp Life: 50,000
- Mounting: Surface
- Warranty: 3 years
- Beam Angle: 120°
- Maximum continuous run in 16.4'
- Maximum per power supply is 20'
- Cuttable every 1"
- To be used on clean, smooth surfaces



Front
3/8"
(10 mm)

Back



Required Items	
Item #	Description
RSLLDFLXTPEWRHO1	3W Per Foot, 16.4' FlexTape Roll, 2700K
RSLLDFLXTPENRHO1	3W Per Foot, 16.4' FlexTape Roll, 3500K
RSLLDFLXTPECRHO1	3W Per Foot, 16.4' FlexTape Roll, 4800K
RSLLDFLXTPEDRHO1	3W Per Foot, 16.4' FlexTape Roll, 6500K

FlexTape 3W works with all TreSCO 12VDC power supplies.

Required Items	
Item #	Description
RSLTPEPKT-2IN1	2" 12VDC FlexTape Straight Starter Lead
RSLLDTPEPKT2M-1	79" (2 m) 12VDC FlexTape Straight Starter Lead
RSLLDTPEPKT2MTE1	79" (2 m) 12VDC FlexTape Tee Starter Lead


Optional Items	
Item #	Description
RSLTPELNK-BTB1	Back-to-Back Connector
RSLLDTPELNKTEE-1	Tee Link Connector
RSLLDTPELNKC90-1	90° Link Connector

Item #	Description
RSLLDTPELNK5-1	2" (5 cm) 12VDC FlexTape Link Cord
RSLLDTPELNK15-1	6" (15 cm) 12VDC FlexTape Link Cord
RSLLDTPELNK25-1	10" (25 cm) 12VDC FlexTape Link Cord
RSLLDTPELNK60-1	24" (60 cm) 12VDC FlexTape Link Cord
RSLLDTPELNK120-1	48" (120 cm) 12VDC FlexTape Link Cord
RSLLDTPELNK180-1	72" (180 cm) 12VDC FlexTape Link Cord

See accessories pages J-35 - J-41 for compatible dimmers, switches and controllers.

Cuttable every
1" (25 mm)

Side



3/32"
(2.3 mm)

TRESCO® FLEXTAPE 4.4W



Sold by roll

Specifications:


- Lumens: 338 per ft. (1109 per m)
- Lamp Life: 50,000
- Mounting: Surface
- Warranty: 3 years
- Beam Angle: 120°
- Maximum continuous run in 13'
- Maximum per power supply is 13'
- Cuttable every 2"
- To be used on clean, smooth surfaces



Front

3/8"
(10 mm)

Back



Cuttable every
2" (50 mm)

Required Items	
Item #	Description
RSLFLXTPE-WRV-1	4.4W Per Foot, 13' FlexTape Roll, 2700K
RSLFLXTPE-NRV-1	4.4W Per Foot, 13' FlexTape Roll, 3500K
RSLFLXTPE-CRV-1	4.4W Per Foot, 13' FlexTape Roll, 4800K
RSLFLXTPE-DRV-1	4.4W Per Foot, 13' FlexTape Roll, 6500K

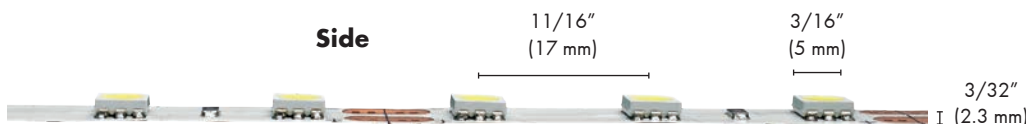
FlexTape 4.4W works with all TreSCO 12VDC power supplies.

Required Items	
Item #	Description
RSLTPEPKT-2IN1	2" 12VDC FlexTape Straight Starter Lead
RSLLDTPPKT2M-1	79" (2 m) 12VDC FlexTape Straight Starter Lead
RSLLDTPPKT2MTE1	79" (2 m) 12VDC FlexTape Tee Starter Lead

Optional Items	
Item #	Description
RSLTPELNK-BTB1	Back-to-Back Connector
RSLLDTPELNKTEE-1	Tee Link Connector
RSLLDTPELNKC90-1	90° Link Connector

Item #	Description
RSLLDTPELNK5-1	2" (5 cm) 12VDC FlexTape Link Cord
RSLLDTPELNK15-1	6" (15 cm) 12VDC FlexTape Link Cord
RSLLDTPELNK25-1	10" (25 cm) 12VDC FlexTape Link Cord
RSLLDTPELNK60-1	24" (60 cm) 12VDC FlexTape Link Cord
RSLLDTPELNK120-1	48" (120 cm) 12VDC FlexTape Link Cord
RSLLDTPELNK180-1	72" (180 cm) 12VDC FlexTape Link Cord

See accessories pages J-35 - J-41 for compatible dimmers, switches and controllers.



3/32"
I (2.3 mm)

A
B
C
D
E
F
G
H
I
J
K
L
M
N
O
P
Q
R
S
T
U
V
W
X
Y

TRESCO® EQUILINE TAPE LED 1.5W



Sold by roll

Specifications:

- Input Voltage: 12VDC
- Lamp Life: 25,000
- Mounting: Surface
- Warranty: 1 year
- Maximum continuous run in 20'
- Maximum per power supply is 40'
- Cutable every 2"
- To be used on clean, smooth surfaces



Front

3/8"
(10 mm)

Back



Cutable every 2" (50 mm)

Required Items	
Item #	Description
RSLTPELED-27SER-1	1.5W Per Foot, 20' EquiLine FlexTape Roll, 2700K
RSLTPELED-35SER-1	1.5W Per Foot, 20' EquiLine FlexTape Roll, 3500K
RSLTPELED-48SER-1	1.5W Per Foot, 20' EquiLine FlexTape Roll, 4800K
RSLTPELED-65SER-1	1.5W Per Foot, 20' EquiLine FlexTape Roll, 6500K


EquiLine Tape 1.5W works with all Treco 12VDC power supplies.

Required Items	
Item #	Description
RSLTPEPKT-2IN1	2" 12VDC Straight Starter Lead
RSLEDTPEPKT2M-1	79" (2 m) 12VDC Straight Starter Lead
RSLEDTPEPKT2MTE1	79" (2 m) 12VDC Tee Starter Lead

Optional Items	
Item #	Description
RSLTPELNK-BTB1	Back-to-Back Connector
RSLEDTPELNKTEE-1	Tee Link Connector
RSLEDTPELNKC90-1	90° Link Connector

Item #	Description
RSLEDTPELNK5-1	2" (5 cm) 12VDC FlexTape Link Cord
RSLEDTPELNK15-1	6" (15 cm) 12VDC FlexTape Link Cord
RSLEDTPELNK25-1	10" (25 cm) 12VDC FlexTape Link Cord
RSLEDTPELNK60-1	24" (60 cm) 12VDC FlexTape Link Cord
RSLEDTPELNK120-1	48" (120 cm) 12VDC FlexTape Link Cord
RSLEDTPELNK180-1	72" (180 cm) 12VDC FlexTape Link Cord

See accessories pages J-35 - J-41 for compatible dimmers, switches and controllers.



TRESCO® EQUILINE TAPE LED 3W



Sold by roll

Specifications:

- Input Voltage: 12VDC
- Lamp Life: 25,000
- Mounting: Surface
- Warranty: 1 year
- Maximum continuous run in 16.4'
- Maximum per power supply is 20'
- Cutable every 1"
- To be used on clean, smooth surfaces



Front

3/8"
(10 mm)

Back



Cutable every
1" (25 mm)

Required Items	
Item #	Description
RSLTPELED-27HER-1	3W Per Foot, 16.4' Equiline FlexTape Roll, 2700K
RSLTPELED-35HER-1	3W Per Foot, 16.4' Equiline FlexTape Roll, 3500K
RSLTPELED-48HER-1	3W Per Foot, 16.4'T Equiline FlexTape Roll, 4800K
RSLTPELED-65HER-1	3W Per Foot, 16.4'T Equiline FlexTape Roll, 6500K


Equiline Tape 3W works with all TreSCO 12VDC power supplies.

Required Items	
Item #	Description
RSLTPEPKT-2IN1	2" 12VDC Straight Starter Lead
RSLLEDTPEPKT2M-1	79" (2 m) 12VDC Straight Starter Lead
RSLLEDTPEPKT2MTE1	79" (2 m) 12VDC Tee Starter Lead

Optional Items	
Item #	Description
RSLTPELNK-BTB 1	Back-to-Back Connector
RSLLEDTPELNKTEE-1	Tee Link Connector
RSLLEDTPELNKC90-1	90° Link Connector

Item #	Description
RSLLEDTPELNK5-1	2" (5 cm) 12VDC FlexTape Link Cord
RSLLEDTPELNK15-1	6" (15 cm) 12VDC FlexTape Link Cord
RSLLEDTPELNK25-1	10" (25 cm) 12VDC FlexTape Link Cord
RSLLEDTPELNK60-1	24" (60 cm) 12VDC FlexTape Link Cord
RSLLEDTPELNK120-1	48" (120 cm) 12VDC FlexTape Link Cord
RSLLEDTPELNK180-1	72" (180 cm) 12VDC FlexTape Link Cord

See accessories pages J-35 - J-41 for compatible dimmers, switches and controllers.



A
B
C
D
E
F
G
H
I
J
K
L
M
N
O
P
Q
R
S
T
U
V
W
X
Y

A

TRESKO® INFINEX

B

C

D

E

F

G

H

I

J

K

L

M

N

O

P

Q

R

S

T

U

V

W

X

Y

HOW TO ORDER INFINEX



1 CHOOSE YOUR ALUMINUM CHANNEL STYLE & FINISH

2 CHOOSE YOUR DIFFUSERS

3 CHOOSE YOUR LED TAPE

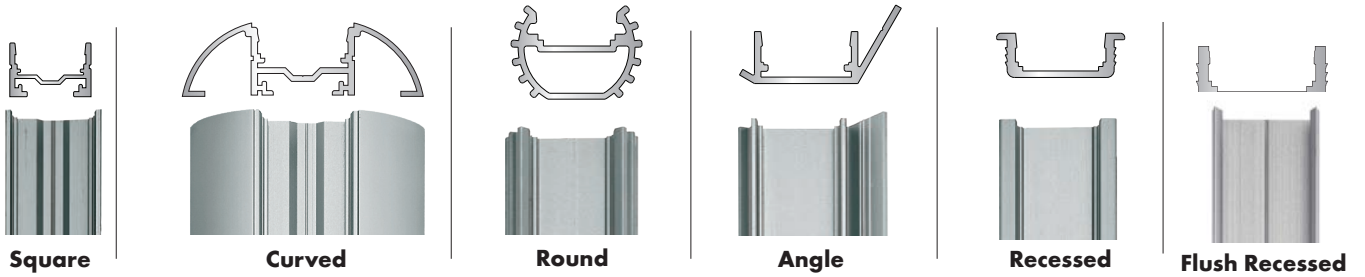
4 CHOOSE YOUR END CAPS & STARTER CORD

5 CUT TO SIZE & ASSEMBLE

6 OPTIONS

TRESCO® INFINEX


1 CHOOSE YOUR ALUMINUM CHANNEL STYLE & FINISH



72" (1.8m) Extruded Aluminum Channels			
Shape	Clear Aluminum Item #	White Item #	Black Item#
Square	RSLXSQR72-SC-1	RSLXSQR72-WH-1	RSLXSQR72-BL-1
Curved	RSLXCRV72-SC-1	RSLXCRV72-WH-1	RSLXCRV72-BL-1
Round	RSLXRND72-SC-1	-	RSLXRND72-BL-1
Angle	RSLXANG72-SC-1	RSLXANG72-WH-1	-
Recessed	RSLXREC72-SC-1	-	RSLXREC72-BL-1
Flush Recessed (Includes Milk Diffuser)	RSLXFL72-SC-1		
96" Extruded Aluminum Channel			
Flushed Recessed (Includes Milk Diffuser)	RSLXFL96-SC-1		

2 CHOOSE YOUR DIFFUSERS


Clear Diffuser




Clear Diffuser with Optional Diode Blending & Glare Reducing Film



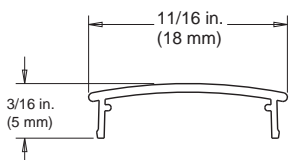
Frosted Diffuser



Milk Diffuser



Diffusers/Film



Diode Blending Film to be used with clear diffuser only.

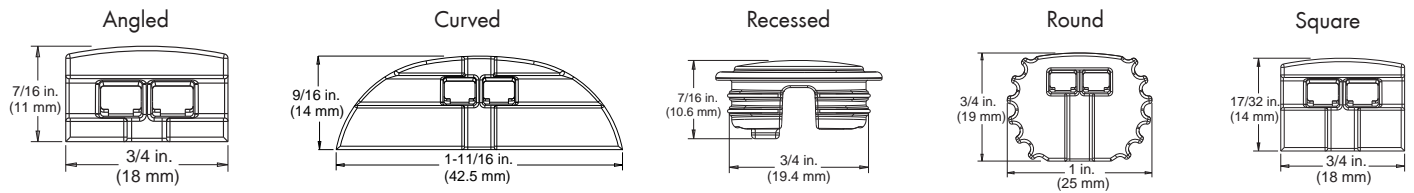
Required Items	
Item #	Description
RSL-X72-DIFF-CL-1	72" (1.8 m) Diffuser Clear
RSL-X72-DIFF-FR-1	72" (1.8 m) Diffuser Frosted
RSL-X72-DIFF-MLK-1	72" (1.8m) Diffuser Milk
RSL-X72-DBF-1	72" (1.8 m) Diode Blending Film

A
B
C
D
E
F
G
H
I
J
K
L
M
N
O
P
Q
R
S
T
U
V
W
X
Y

TRESCO® INFINEX

3 CHOOSE FLEXTAPE (See Tape options on pages J-25 - J-29)

4 CHOOSE END CAPS, STARTER CORD & LINKING CORDS



End Caps for Extruded Aluminum Channels			
Shape	Gray Finish Item #	White Finish Item #	Black Finish Item #
Angled	RSL-XANGECP-GY-1	RSL-XANGECP-WH-1	-
Curved	RSL-XCRVECP-GY-1	RSL-XCRVECP-WH-1	RSL-XCRVECP-BL-1
Recessed	RSL-XRECECP-GY-1	-	RSL-XRECECP-BL-1
Round	RSL-XRNDECP-GY-1	-	RSL-XRNDECP-BL-1
Square	RSL-XSQRECP-GY-1	RSL-XSQRECP-WH-1	RSL-XSQRECP-BL-1

79" (2 m) Starter Cord

Black Finish Item #	White Finish Item #
RSL-XPKT-2M-BL-1	RSL-XPKT-2M-WH-1



Linking Cords



White Finish Item #	Black Finish Item #	Description
RSL-XLNK-15-WH-1	RSL-XLNK-15-BL-1	15 cm (6") Length
RSL-XLNK-25-WH-1	RSL-XLNK-25-BL-1	25 cm (10") Length
RSL-XLNK-60-WH-1	RSL-XLNK-60-BL-1	60 cm (24") Length
RSL-XLNK-120-WH-1	RSL-XLNK-120-BL-1	120 cm (48") Length
RSL-XLNK-180-WH-1	RSL-XLNK-180-BL-1	180 cm (72") Length



TRESCO® INFINEX

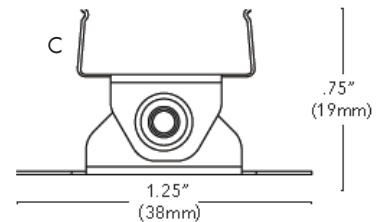
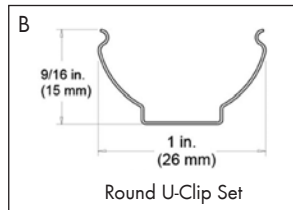
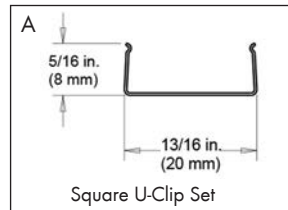
5 CUT TO SIZE & ASSEMBLE



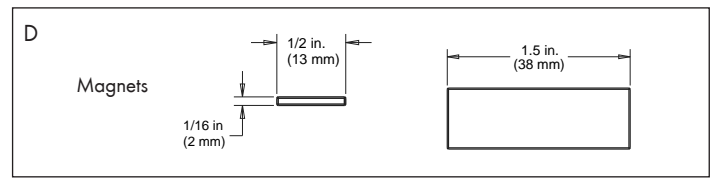
Aluminum extrusions can be cut on a variety of equipment. For the best performance and longest life, use a saw blade designed for non-ferrous, thin stock, on your miter saw. It is also highly recommended to cut extrusion with diffuser securely attached via clamps, tape, stretch wrap etc. to prevent unwanted cracking of diffuser.

6 OPTIONS

U-Clips/Magnets




	Item #	Description
A	RSLXSQR-UCLP-1	Square/Curved U-Clips Set (2 Clips)
B	RSLXRND-UCLP-1	Round U-Clips Set (2 Clips)
C	RSLXSQRSWCPL-1	Swivel Clips Set (2 Clips)
D	RSLXRM42-155-1	Set of 2 Magnets



Back-to-Back Connectors

- Used with Square & Curved Channels Only
- 10 Per Pack

Item#	Description
RSLEXTBTB10-1	Back-to-Back Connectors (10 Per Pack)



A
B
C
D
E
F
G
H
I
J
K
L
M
N
O
P
Q
R
S
T
U
V
W
X
Y

A
B
C
D
E
F
G
H
I
J
K
L
M
N
O
P
Q
R
S
T
U
V
W
X
Y

TRESCO® POKKIT POINT & LAZY SUSAN LIGHT KIT



Tresco Pockit Point

Specifications:


- Lumens: 69
- Beam Angle: 90°
- Lamp Life: 30,000 Hours
- Input Voltage: 12VDC
- Mounting: Recessed
- Bore Hole: 1" Dia.
- Warranty: 1 Year
- Height: 1/2"
- Includes: 79" Cord
- Includes: Mini converter



Item#	Description
RSLLED-1EB-WBL-1	1W Pockit Point, 3000K, Black Finish

Power Supplies

Item#	Description
RSLDC-ELT6WP-CON1	6W Wall Mount Power Supply with 3 AMP Ports Mounting Block
RSLDC-ELT12-CON-1	12W Power Supply with 6 AMP Ports Mounting Block
RSLDC-ELT15WP-CON1	15W Wall Mount Power Supply with 6 AMP Ports Mounting Block
RSLDC-ELT18-CON-1	18W Power Supply with 6 AMP Ports Mounting Block
RSLDC-ELT60-CON-1	60W Power Supply with 6 AMP Ports Mounting Block
RSL-DCE20D-CON-1	20W Wall Dimmable Hardwire Power Supply with 6 AMP Ports
RSL-DCE60D-CON-1	60W Wall Dimmable Hardwire Power Supply with 6 AMP Ports




Tresco Lazy Susan Light Kit


- Kit Includes:
- 23" L Angled Elli LED Linear Light
 - Door Sensor
 - 6W Plug-In Power Supply w/Terminal Block
 - Wire Management Clips



Item#	Description
RSL-LED-LSKA1-1	6W, 23" L, Lazy Susan Light Kit




TRESCO® ACCESSORIES



Proximity Sensor

Swipe hand across to turn on/off


- Max wattage: 27W
- Sensor range: 2" (50 mm)
- Cable input: 79" (2 m)
- Cable output: 6" (152 mm)
- Finish: Nickel/Black



Door Sensor

Door open: Light on; Door closed: Light off

- Max wattage: 60W
- Sensor range: 2" (50 mm)
- Cable input: 79" (2 m)
- Cable output: 6" (152 mm)
- Finish: Nickel/Black



Motion Sensor

Turns on when human motion is detected

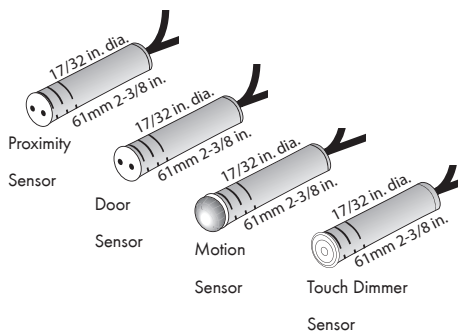
- Max wattage: 27W
- Sensor range: 0-5' (1500 mm)
- Viewing degree: 100°
- Time on: 30 secs if no motion
- Cable input: 79" (2 m)
- Cable output: 6" (152 mm)
- Finish: Nickel/Black



Touch Dimmer Sensor

Touch on/off and 1-100% dimming control

- Max wattage: 60W
- Cable input: 79" (2 m)
- Cable output: 6" (152 mm)
- Finish: Nickel/Black
- * Hold finger down for dimming



12VDC Oval Controllers, 27W Recess/Surface Mount

Item #	Description
RSLLD-OVLPS-NI1	Proximity Sensor
RSLLD-OVLDS-NI1	Door Sensor
RSLLD-OVLMS-NI1	Motion Sensor
RSLLD-OVLTD-NI1	Touch Dimmer Sensor


A
B
C
D
E
F
G
H
I
J
K
L
M
N
O
P
Q
R
S
T
U
V
W
X
Y

A TRESCO® ACCESSORIES

INSTALLATION SET-UP FOR FREEDIM WIRELESS CONTROLLERS

(Micro Dimmer, Deco Wall Dimmer & Multi-Zone Remotes)

(See pages J-36 - J-38)




FREEDiM
WIRELESS CONTROL

A
B
C
D
E
F
G
H
I
J
K
L
M
N
O
P
Q
R
S
T
U
V
W
X
Y



A



B



Micro Dimmer

- Single zone wireless dimmer
- Sleek Black or Nickel finish
- Easy to replace, long life lithium battery
- 65 ft. range of control from dimmer to receiver
- Mounting case can be mounted with screws or to a metallic surface
- A single dimmer can be programmed to up to 10 different receivers; a single receiver can be programmed to up to 8 different dimmers
- Required Component: Universal Receiver, must purchase to operate Micro Dimmers



C



Item #	Description
A RSL-WLD-1RND-BL-1	0-100% Dim and On/Off Switch, Includes Lithium Battery (Type CR2025), Black Finish
B RSL-WLD-1RND-NI-1	0-100% Dim and On/Off Switch, Includes Lithium Battery (Type CR2025), Nickel Finish
Required Component: Must purchase the Universal Receiver in order to operate the Micro Dimmer	
C RSL-WLD-1REC-1	60 Watts, 12VDC, Universal Receiver (Must purchase to operate Micro Dimmer)

TRESCO® ACCESSORIES



Deco Wall Dimmer

- Single & Two zone wireless dimmers
- Sleek Black, White or Light Almond finish
- Easy to replace, long life lithium battery
- 65 ft. range of control from dimmer to receiver
- Can be mounted to standard wall electrical boxes or directly to drywall
- A single dimmer can be programmed to up to 10 different receivers; a single receiver can be programmed to up to 8 different dimmers
- Required Component: Universal Receiver, must purchase to operate Deco Wall Dimmers



Item#	Finish	
Single Zone - 0-100% Dim and On/Off Switch, Includes Lithium Battery (Type CR1620)		
A	RSL-WLD-1WAL-WH-1	White Finish
	RSL-WLD-1WAL-BL-1	Black Finish
	RSL-WLD-1WAL-LA-1	Light Almond Finish
Two Zone - 0-100% Dim and On/Off Switch, Includes Lithium Battery (Type CR1620)		
B	RSL-WLD-2WAL-WH-1	White Finish
	RSL-WLD-2WAL-BL-1	Black Finish
	RSL-WLD-2WAL-LA-1	Light Almond Finish
Required Component: Must purchase the Universal Receiver in order to operate the Deco Wall Dimmer		
C	RSL-WLD-1REC-1	60 Watts, 12VDC, Universal Receiver (Must purchase to operate Deco Wall Dimmer)

A
B
C
D
E
F
G
H
I
J
K
L
M
N
O
P
Q
R
S
T
U
V
W
X
Y

A
B
C
D
E
F
G
H
I
J
K
L
M
N
O
P
Q
R
S
T
U
V
W
X
Y

TRESCO® ACCESSORIES



Multi-Zone Remotes

FREEDIM
WIRELESS CONTROL

- Independent control of three or six lighting zones (respectively) from single remote
- Program additional Receivers to separate the lighting in a room into multiple Zones that you can control independently
- Set brightness levels of all of the Zones to a desired level then save as a "Scene"
- Integrated magnet allows for mounting to refrigerator or other metallic surfaces
- Includes: magnetic mounting tray that can be screw mounted
- 65 ft. range of control from remote to Receiver
- Required Component: Universal Receiver, must purchase to operate Multi-Zone Remotes



(A) 3-Zone Remote



(B) 6-Zone Remote



Magnetic Mounting Tray



	Item #	Description
A	RSL-WLD-3RMT-BL-1	3-Zone Remote Dimmer, 0-100% Dim and On/Off Switch, Includes Magnetic Mounting Tray and Lithium Battery (Type CR2032)
B	RSL-WLD-6RMT-BL-1	6-Zone Remote Dimmer, 0-100% Dim and On/Off Switch, Includes Magnetic Mounting Tray, batteries not included (Uses 3 AAA Batteries)
Required Component: Must purchase the Universal Receiver in order to operate the Multi-Zone Remotes		
C	RSL-WLD-1REC-1	60 Watts, 12VDC, Universal Receiver (Must purchase to operate Multi-Zone Remotes)



C

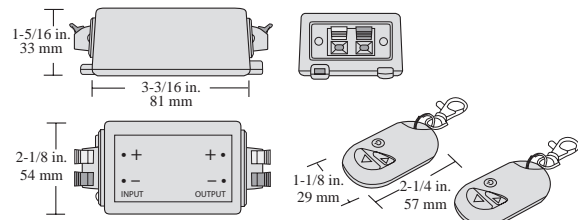
TRESCO® ACCESSORIES

12VDC Remote Control Dimmers

Remote Control LED Dimmers feature radio-frequency, remote-control dimming to adjust lights from anywhere in the room up to 30' (9 m). The remote control provides on/off power and dims lights from 100%-1%.

Universal Remote Dimmer

- Controls up to 5A/60W of LED lighting
- Features a built-in memory that recalls the last setting when turned on
- Comes with two remote controls (one extra, as a backup)
- No line of sight required
- Can control multiple dimmers in same room with single remote control for universal dimming



Dedicated Remote Dimmer

- Controls up to 5A/60W of LED lighting
- Features a built-in memory that recalls the last setting when turned on
- No line of sight required
- Comes with two remote controls (one extra, as a backup) that are synchronized to control the same dimmer
- Can use multiple independently controlled dimmer in the same room

*** Recommended not to exceed 3 per room**

Placement of multiple dimmers in a room may be critical for proper function depending on set-up and obstacles.

Item #	Description
RSLEDDIMRM12V8A1	LED Dedicated Dimmer
RSLEDDIMRM12V8AU1	LED Universal Dimmer

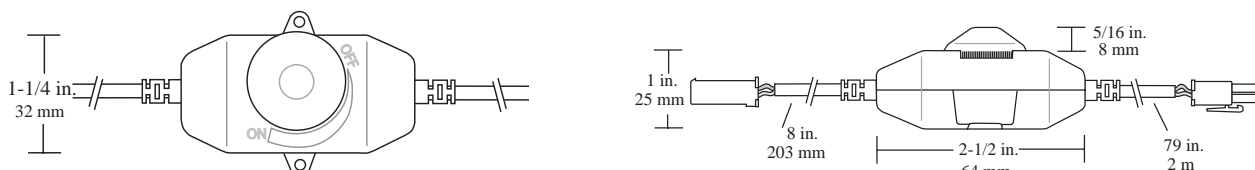
Both models of the Remote Control LED Dimmer provide on/off power and dim lights from 100%-1%. The dedicated Remote Control independently controls one specific dimmer in a room. The Universal Remote Control (U) controls multiple dimmers in a room.

12VDC Manual In-Line Rotary Dimmer

- 4A/48W capacity
- 100-0% dimming and on/off power
- 79" (2 m) input lead snaps into power supply mounting block with male AMP® connector
- 8" (203 mm) output connects to run of light with female AMP® connector



Item #	Description
RSLEDDIMCONBL1	LED Black Inline Rotary Dimmer, 12VDC 48W



TRESCO® ACCESSORIES

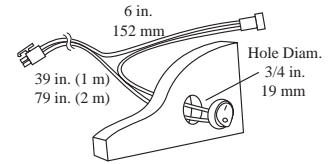
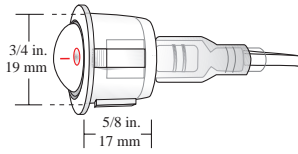

Round Switch - 12V



Front View



Available in White & Black



Item #	Description
RSLRDSW-2M-BL-1	Black Rocker Switch w/ 79" (2 m) Lead, 12VAC/DC
RSLRDSW-2M-WH-1	White Rocker Switch w/ 79" (2 m) Lead, 12VAC/DC

3/4" (19mm) hole required.



Starter/Extension Cord

- Low-voltage wire
- Used to extend the starter leads for any Tresco 12VDC lights
- Eight lengths to choose from



Item #	Description
RSLEDLINKD-8-1	3" (8 cm) 12VDC Starter/Link/Extension Cord
RSLEDLINKD-15-1	6" (15 cm) 12VDC Starter/Link/Extension Cord
RSLEDLINKD-25-1	10" (25 cm) 12VDC Starter/Link/Extension Cord
RSLEDLINKD-60-1	24" (60 cm) 12VDC Starter/Link/Extension Cord
RSLEDLINKD-120-1	48" (120cm) 12VDC Starter/Link/Extension Cord
RSLEDLINKD-180-1	72" (180cm) 12VDC Starter/Link/Extension Cord
RSLEDLINKD-245-1	96" (245 cm) 12VDC Starter/Link/Extension Cord

Hole size: 1/2" (13 mm) required



Installation Set-Up

Dual USB Charging Station

- USB charging station ties into Tresco
- Max. load capacity = 1 port x 2.1Amp or 2 ports x 1.05 Amp
- 79" start cord is attached
- Two interchangeable face plates included (Black & Nickel)
- Draws 10W at max capacity while charging
- Has auto shut-off
- Size: 28mm (1-7/64") Diameter Body x 32mm (1-1/4") Height
- Face Plate Size: 37mm (1-29/64")



Item #	Description
RSL-HUSB2-BLNI-1	USB Charging Station w/2 Ports, Recess Mounted, 79" Wire, Black or Nickel Finish

TRESCO® INSTALL ACCESSORIES



Class 2, 16 Gauge Wire & Barrel Connectors



- Rated for low-voltage in-wall use
- 16 Gauge Wire & Barrel Connectors are designed to be used together

Item#	Description
RSL-16CL2-WH50-1	50' Roll, 16 AWG 12V Class 2 Wire, White Finish
RSLLED-WCON-WH-1	12V DIY Barrel Connectors, White Finish, (10 Per Bag)



VHB Tape

- Automotive grade VHB
- Used to mount all light fixtures
- Used as a base layer for mounting Tape LED products

Item#	Description
RSL-VHBTPPE-1134-1	7/16"W x 111-1/2"L VHB Adhesive Tape Roll



Plastic Channels for Wire Management



- Fits all of Tresco's wires
- Easy cut-to-size in field
- Durable adhesive mounting
- Size: 9/32"W x 15/32"D x 60"L

Item#	Description
RSLWM5-BL1	60"L Plastic Channel for Wire Management, Black Finish
RSLWM5-BR1	60"L Plastic Channel for Wire Management, Brown Finish
RSLWM5-WH1	60"L Plastic Channel for Wire Management, White Finish
RSLWCLP-WH1	Wire Management Adhesive Clips, White Finish (10 Per Bag)



Extraction Tool & AMP Connectors



- Extraction Tool safely removes AMP Connectors


Item#	Description
RSL-PINEXT-1	Extraction Tool, Removes AMP Conncetors
RSLMALE-AMP10-1	AMP Connectors (10 Per Bag)

A
B
C
D
E
F
G
H
I
J
K
L
M
N
O
P
Q
R
S
T
U
V
W
X
Y

A TRESCO® POWER SUPPLIES

Commercial Grade Power Supplies

12V DC power supply is equipped with mounting block that allows for easy snap-in connections and includes a standard 110/120V cord and plug.



Worldwide use 100V-240V




UK



EU

Other cord sets available upon request.



One mounting block included. Add mounting blocks to utilize the full capacity of the power supply.

Features:

- Short circuit protection*
- 12V DC output, constant voltage
- Overcurrent protection
- Overload protection*
- RFI protection
- 50,000 hour life supply
- Dimmable on trailing edge (12V side)
- Class 2 or LPS

* Automatic reset (no fuses)

All parts included with purchase of power supply.

Item #	Description
RSLDC-ELT18-CON-1	18W Power Supply w/6 AMP Ports Mounting Block
RSLDC-ELT60-CON-1	60W Power Supply w/6 AMP Ports Mounting Block

12W



- Features:
- Short circuit protection*
- 12V DC output, constant voltage
- Overload protection*
- Dimmable on trailing edge (12V side)
- Class 2

* Automatic reset (no fuses)

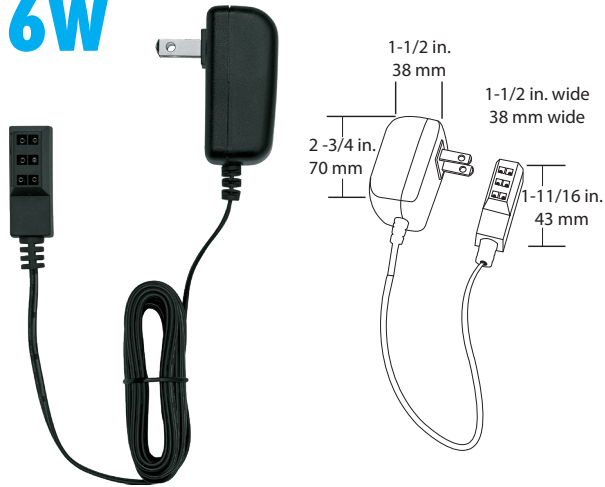


Item #	Description
RSLDC-ELT12-CON-1	12W Power Supply w/6 AMP Ports Mounting Block

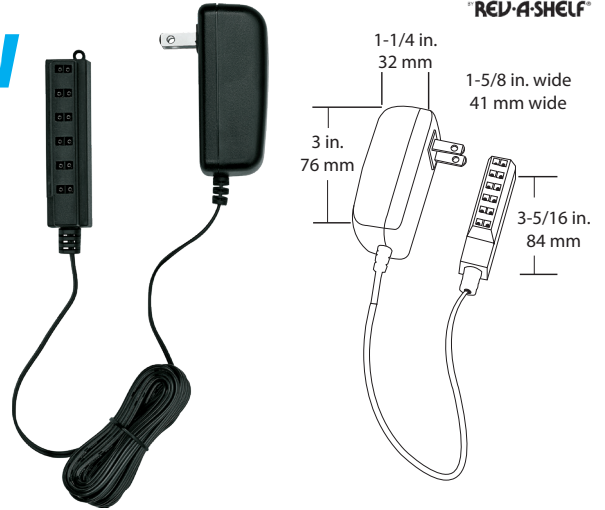
TRESCO® POWER SUPPLIES

Equiline Power Supplies

6W



15W



Features:

- Short circuit protection*
- 12VDC output, constant voltage
- Overload protection*
- Dimmable on trailing edge (12V side)
- Class 2 or LPS

*Automatic reset (no fuses)

Item #	Description
RSLDC-ELT6WP-CON1	6W Wall Mount Power Supply with 3 AMP Ports Mounting Block
RSLDC-ELT15WP-CON1	15W Wall Mount Power Supply with 6 AMP Ports Mounting Block





Additional Terminal Block

- Add extra terminal blocks to a Tresco power supply to utilize the full capacity of the power supply
- Designed to work with all of Tresco's power supplies
- Terminal Block Size: 3/4"W x 1-1/16"H x 3-5/16"L
- (6) AMP Ports
- Cord is 6"L

Item#	Description	Finish
RSLTRANS-MNT-BL-1	Additional Terminal Block with 6 AMP Ports, Cord is 6"L	Black

A
B
C
D
E
F
G
H
I
J
K
L
M
N
O
P
Q
R
S
T
U
V
W
X
Y

TRESCO POWER SUPPLIES FOR WALL DIMMING APPLICATIONS



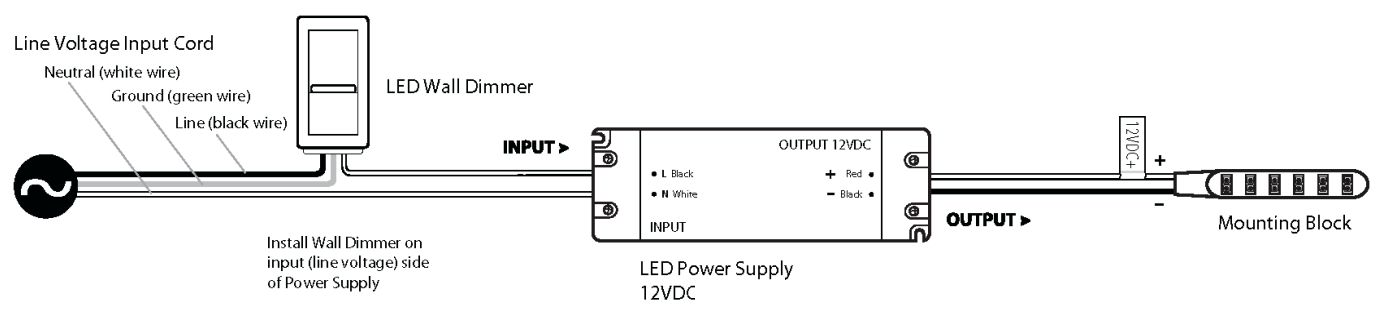
Compatible Tresco Wall Dimmers (See J-45)



Wall Dimmable LED Power Supply

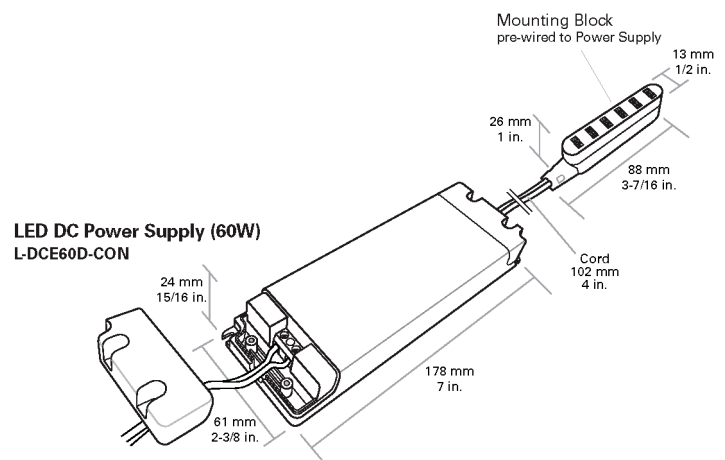
- Dimmable by standard LED wall dimmers
- Electronic units are lower profile and generate less heat than magnetic transformers
- Available in 20W and 60W models
- Quiet operation (no humming)
- Works with all Tresco 12VDC dimmable LED fixtures
- One 6-Snap Mounting Block included
- 10% minimum load requirement
- Flicker free
- cULus Listed Class 2
- Install Instructions: Input cord is NOT included, remove cover on input side and insert 120V directly into the unit (see below drawing)

Item #	Description
RSL-DCE20D-CON-1	20W Wall Dimmable Hardwire Power Supply with 6 AMP Ports
RSL-DCE60D-CON-1	60W Wall Dimmable Hardwire Power Supply with 6 AMP Ports



Safety Instructions:

- The hardwired installation of the Power Supply should only be performed by a qualified electrician.
- Only install the Wall Dimmer on the input (line voltage) side of the Power Supply.
- **Do not add a plug-in to input wires and attempt to dim a receptacle.**
- Do not attempt to ground this unit. It is double-insulated.
- Not intended to be used in wet locations or outdoor areas.
- Not intended for recessed installation in ceilings or soffits.
- If any modification is made to the Power Supply, it will invalidate the warranty and may render the product unsafe.



TRESCO WALL DIMMERS & FREE LIGHTING LAYOUT

120V LED Wall Dimmers


Lutron Diva® C•L™ Dimmer

- Large paddle switch with a captive linear-slide dimmer for a standard designer wallplate opening
- Preset dimmer
- Offers more reliable dimming performance over standard dimmers
- HED™ technology with advanced dimming circuitry designed for compatibility with most high-efficiency light bulbs
- Low-end adjustment dial
- 150W Capacity

Lutron Skylark Contour C•L™ Dimmer

- On/off rocker switch with a captive linear-slide dimmer for a standard designer wallplate opening
- Switch returns light to preset light level
- Offers more reliable dimming performance over standard dimmers
- HED™ technology with advanced dimming circuitry designed for compatibility with most high-efficiency light bulbs
- Low-end adjustment dial
- 150W Capacity

Lutron Diva® C•L™ Dimmer



Lutron Skylark Contour C•L™ Dimmer

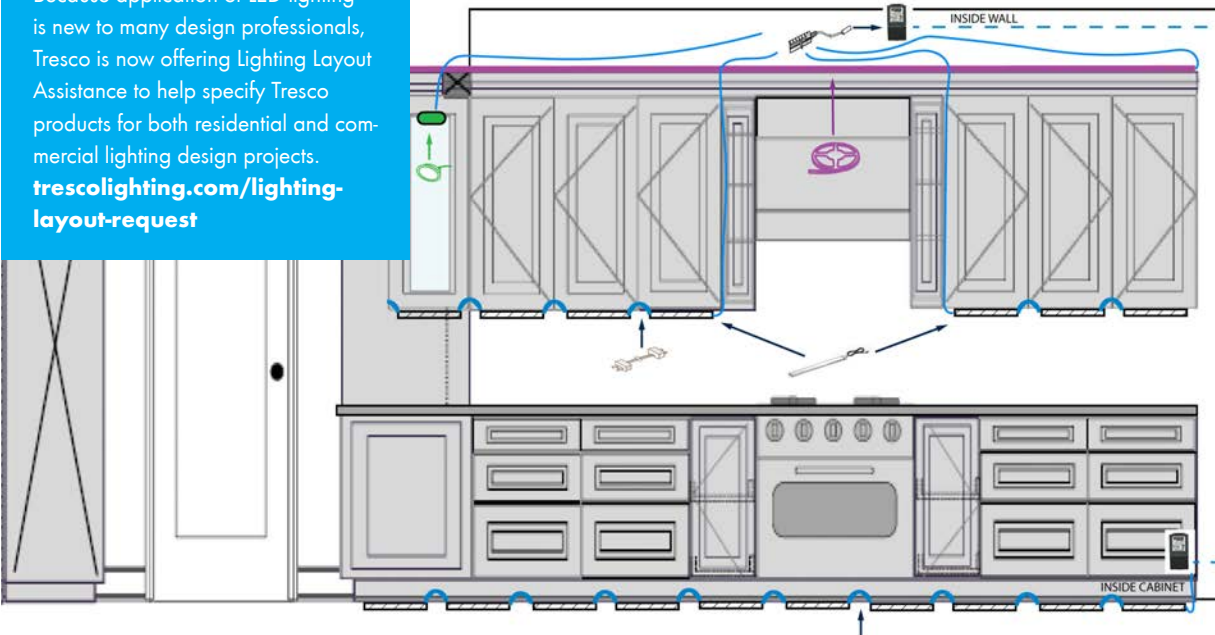


Compatible with TreSCO 12VDC Hardwire Power Supplies. (J-44)

Item #	Description
RSLDVCL-153PH-WH1	Lutron Diva® C•L™ Dimmer w/out plate
RSL-CTCL-153P-WH-1	Lutron Skylark Contour C•L™ Dimmer w/out plate

TRESCO FREE LIGHTING LAYOUT ASSISTANCE!

Because application of LED lighting is new to many design professionals, TreSCO is now offering Lighting Layout Assistance to help specify TreSCO products for both residential and commercial lighting design projects. trescolighting.com/lighting-layout-request




- FlexTape
- Power Supply
- Wall Dimmers
- Starter Cords
- Link Connector
- SimpLED
- SimpLED Connector

A
B
C
D
E
F
G
H
I
J
K
L
M
N
O
P
Q
R
S
T
U
V
W
X
Y

A
B
C
D
E
F
G
H
I
J
K
L
M
N
O
P
Q
R
S
T
U
V
W
X
Y

8W & 15W SNAP PANEL



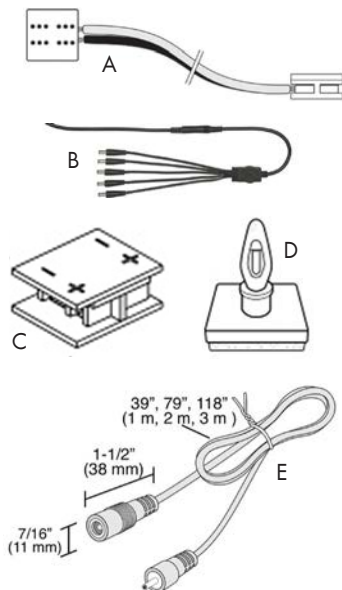
8W & 15W Snap Panel

- **8W Snap Panel:** 900 Lumens Per Sq. Foot, 50,000 Hrs of Lamp Life
- **8W Snap Panel:** 8 Watts Per Sq. Foot, 0.5 Watt Per 3" Square
- **15W Snap Panel:** 1,670 Lumens Per Sq Foot, 50,000 Hrs of Lamp Life
- **15W Snap Panel:** 15 Watts per Sq. Ft, 0.94 Watt Per 3" Square
- 120° Beam Spread
- Size of Individual Panel: 3"H x 3"W x 1/16" Thick
- Warm White (3000K), Natural (4000K)
- Cool White (5000K), and Daylight (6500K)
- Sold in: 12" x 12" squares
- Plastic clips and screws are included with each panel for mounting purposes



8W Snap Panel Item#	15W Snap Panel Item#	Description
RSL-SP8WA-30K-1	RSL-SP15WA-30K-1	24VDC, LED Snap Panel, 3000K, Warm White, Includes Mounting Screws & Clips
RSL-SP8WA-40K-1	RSL-SP15WA-40K-1	24VDC, LED Snap Panel, 4000K, Natural, Includes Mounting Screws & Clips
RSL-SP8WA-50K-1	RSL-SP15WA-50K-1	24VDC, LED Snap Panel, 5000K, Cool White, Includes Mounting Screws & Clips
RSL-SP8WA-65K-1	RSL-SP15WA-65K-1	24VDC, LED Snap Panel, 6500K, Daylight, Includes Mounting Screws & Clips

Required Items	Item #	Description
	RSL-24DCELT96-1	24VDC 96W, Power Supply with 5-Barrel Connectors
	RSL-SPPKT-305MM-1	12" L Snap Panel Starter Lead
	RSL-SPPKT-1M-1	39" L Snap Panel Starter Lead
	RSL-SPPKT-3M-1	118" L Snap Panel Starter Lead



Optional Items		
	Item #	Description
A	RSL-SPLNK8-1	3" Snap Panel Linking Cord
	RSL-SPLNK25-1	10" Snap Panel Linking Cord
	RSL-SPLNK60-1	24" Snap Panel Linking Cord
	RSL-SPLNK120-1	48" Snap Panel Linking Cord
B	RSL-1BRL5-1	Extra 5-Barrel Connectors
C	RSL-SPBTB10-1	Snap Panel Back-To-Back Link, 10 Per Pack
D	RSL-SPCLP6-1	Extra Snap Panel Mounting Clips, 6 Per Pk
E	RSL-SPEXT-1M-1	39" Snap Panel Starter Lead Ext.Cord
	RSL-SPEXT-2M-1	79" Snap Panel Starter Lead Ext. Cord
	RSL-SPEXT-3M-1	118" Snap Panel Starter Lead Ext.Cord



COUNTERTOP DISPLAYS

A
B
C
D
E
F
G
H
I
J
K
L
M
N
O
P
Q
R
S
T
U
V
W
X
Y



Option A:

Equiline Tape / Puck

- 1.5W 2700K Equiline Tape LED
- 3W 4800K Equiline Tape LED
- Equiline Puck 3000K
- FREEDiM Wireless Micro Dimmer

Item #: RSL-KDCDA-1



Option B:

Fineline / Equiline Puck

- Fineline 3000K
- Fineline 5000K
- Equiline Puck 3000K
- FREEDiM Wireless Micro Dimmer

Item #: RSL-KDCDB-1



Option C:

Premium Flex Tape

- 1.5W 2700K FlexTape
- 3W 3500K FlexTape
- 4.4W 4800K FlexTape
- 5.5W 6500K FlexTape
- FREEDiM Wireless Deco Dimmer

Item #: RSL-KDCDC-1



Option D:

Premium Variety

- Eurolinx 3000K
- SimpLED 2.0 5000K
- 3W Power Pockit® 3000K
- FREEDiM Wireless Deco Dimmer

Item #: RSL-KDCDD-1



Option E:

Premium Linear / Puck (1)

- Eurolinx 3000K
- Eurolinx 5000K
- 3W Power Pockit® 3000K
- FREEDiM Wireless Deco Dimmer

Item #: RSL-KDCDE-1



Option F:

Premium Linear / Puck (2)

- SimpLED 2.0 3000K
- SimpLED 2.0 5000K
- 3W Power Pockit® 3000K
- FREEDiM Wireless Deco Dimmer

Item #: RSL-KDCDF-1

A
B
C
D
E
F
G
H
I
J
K
L
M
N
O
P
Q
R
S
T
U
V
W
X
Y

PUCK LIGHT JIG



Revolutionary design eliminates false bottom/cabinet build-ups!



Most cabinetmakers know that the installation of under mount cabinet lighting in upper cabinets or shelves typically requires a “false bottom” or “build up” to hide the wire for the light. **Not Anymore!** TP Tools light jig easily and accurately eliminates false bottoms. Conceal wires directly in the cabinet bottom or shelf. Now you can install a puck light, strip light, switch or whatever you can think of in 3/4” or 5/8” material using this patented 3/8” wire concealing kit!

Includes: 12” x 3/8” drill bit, 2-1/8 and 2-1/4 Forstner bits with depth stops and blow molded case.. Requires 1/2” hand drill for installation.

Item#
JKTP-PLJ



Bushings are backed with a lifetime warranty.



Note: Other size set-ups (35mm, 55mm and 68mm) and 18” drill bits also available (sold separately). Please contact your Würth Baer Supply Representative for additional information.

LEARN HOW EASY PUCK INSTALL CAN BE!



Base Wire Jig

Includes 12” x 3/8” drill bit, fits all sizes of optional TP forstner guides. Install wire and puck lights in 5/8” or 3/4” panels without using a false bottom. Also can be used for drilling wire holes to strip lights and switches. Requires 1/2” hand drill for operation.



- Revolutionary design eliminates false bottom / cabinet build-ups
- Routes wire within cabinet panel
- Wire drill bits included, puck light forstner bit / guide sold separately
- For puck lights and strip lights

Item#
JKTP-BWJ

For additional accessories, see page Section U